

Process Pump. Automatically operated type Air operated type

Series 55-PA3000/5000

Automatically operated type (internal switching type)
Air operated type (external switching type)



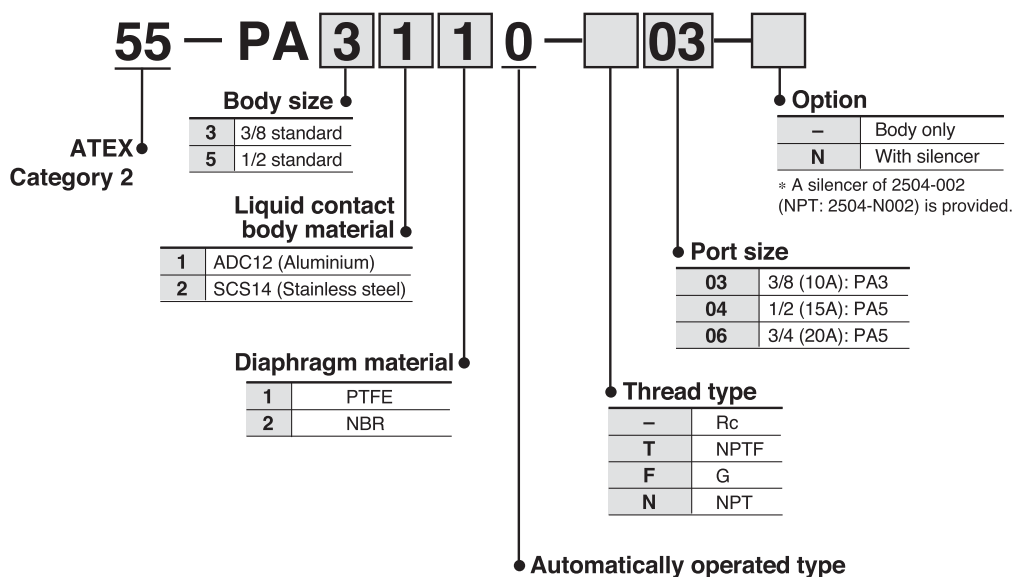
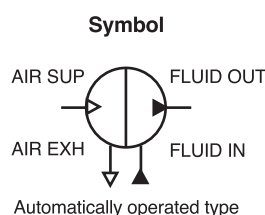
For 55-PA3□□0: II 2 GD c T6 Ta 0 °C to +60 °C
For 55-PA3□□3: II 2 GD c T5 Ta 0 °C to +60 °C
For 55-PA5□□□: II 2 GD c T6 Ta 0 °C to +60 °C
For 55-PA5□□3: II 2 GD c T6 Ta 0 °C to +60 °C



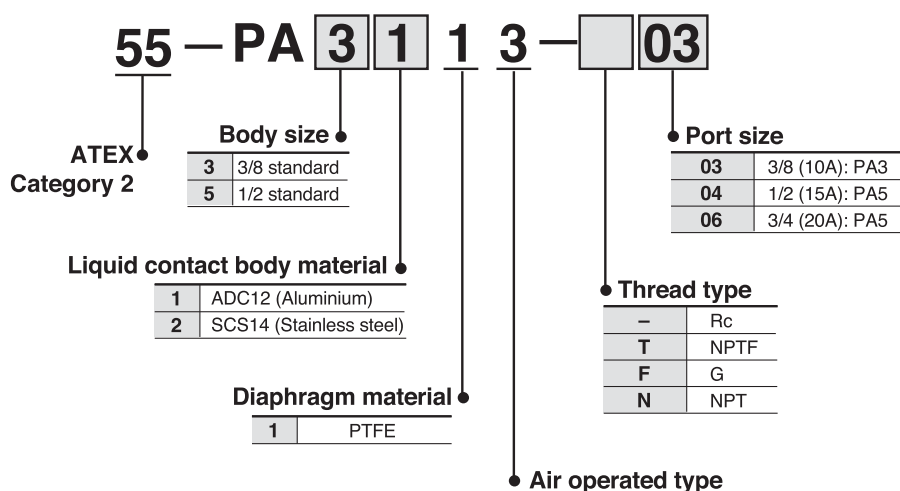
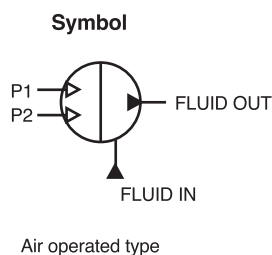
For more details, other specifications, dimensions, see the specific catalogue.

How to Order

Automatically operated type (internal switching type)



Air operated type (external switching type)




Process Pump. Automatically operated type Air operated type

Series 56-PA3000/5000

Automatically operated type (internal switching type)
Air operated type (external switching type)

CE  II 3 GD c T6 Ta 0 °C to +60 °C

 For more details, other specifications, dimensions, see the specific catalogue.

How to Order

Automatically operated type (internal switching type)

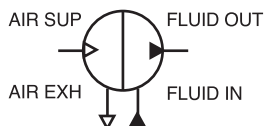
56-PA3000



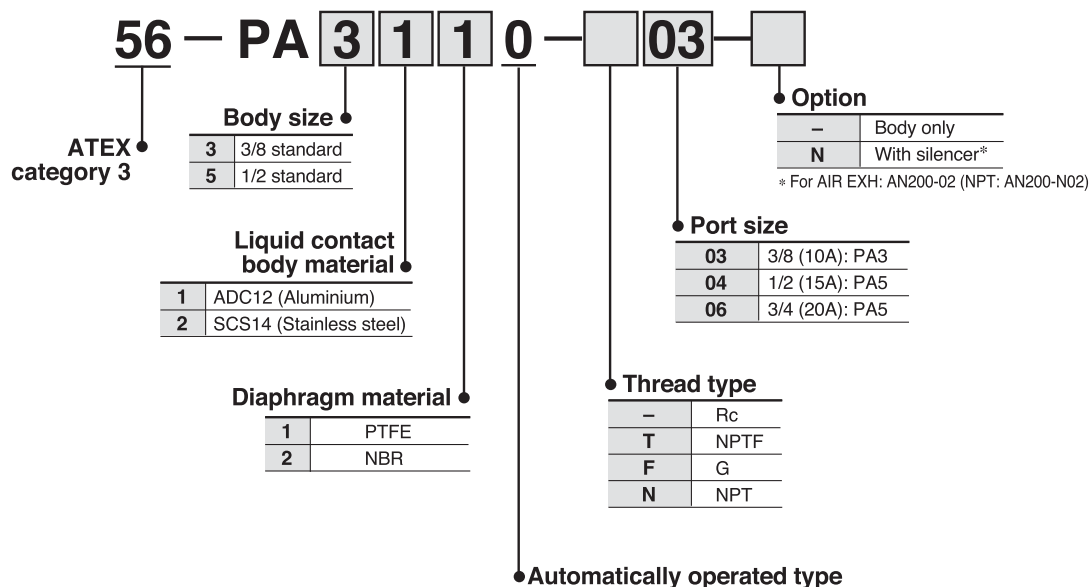
56-PA5000



Symbol



Automatically operated type



Air operated type (external switching type)

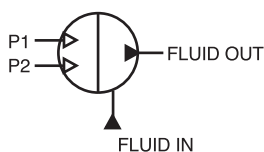
56-PA3000



56-PA5000



Symbol



Air operated type

