



Alfa Laval GJ 10

First choice in fuel storage tank cleaning

Application

The Alfa Laval GJ 10 tank cleaning device fits through a 10.16 cm (4") opening and is capable of cleaning a 113.56 liter (30,000 gal) underground fuel storage tank with one insertion. This device blasts away contaminants and breaks up dirt and sludge in minutes. The Alfa Laval GJ 10 easily converts the contaminant-laden sludge into a solution which allows for complete liquid extraction and thorough tank cleaning. The device is part of the world-renowned Gamajet range of tank cleaning devices.

Working principle

The Gamajet range of high impact tank cleaning devices combine pressure and flow to create high impact cleaning jets. Cleaning occurs at the point at which the concentrated stream impacts the surface. It is this impact and the tangential force that radiates from that point which blasts contaminants from the surface, scouring the tank interior. In conjunction with this impact, the device is engineered to rotate in a precise, repeatable and reliable, 360° pattern. This full-coverage, global indexing pattern ensures the entire tank interior is cleaned, every time.



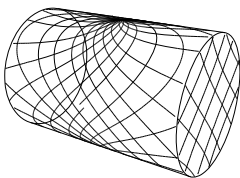
TECHNICAL DATA

Lubricant Food grade
Max. throw length 10.5 m (35 ft.)


Pressure

Working pressure 2.75 - 20 bar (40 - 300 PSI)
Recommended pressure 3.5 - 18.5 bar (50 - 270 PSI)

Cleaning Pattern



First Cycle



Full Pattern

The above drawings show the cleaning pattern achieved on a cylindrical horizontal vessel. The difference between the first cycle and the full pattern represents the number of additional cycles available to increase the density of the cleaning.

Certificate

2.1 material certificate

PHYSICAL DATA

Materials

1.4404 (316L), PPS, FKM (EPDM and FFKM available)

Temperature

Max. working temperature 95°C (203°F)
Max. ambient temperature 140°C (284°F)

Weight

. 4.3 kg (9.5 lbs.)

Connections

Standard thread 1½" NPT, 1½" BSP

Options

Electronic rotation sensor to verify 3D coverage.

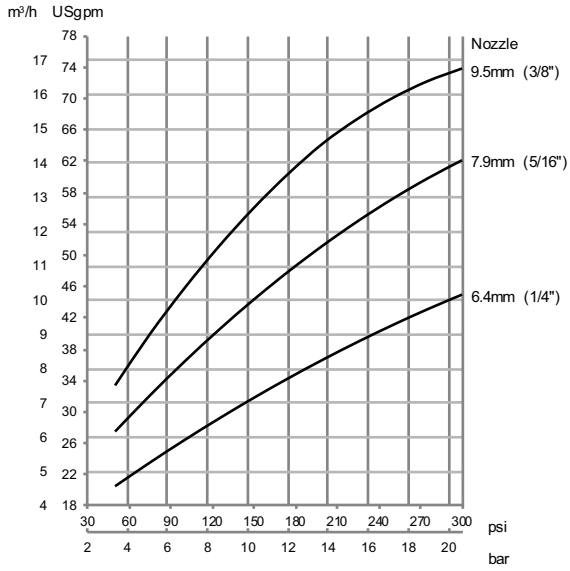
Caution

Do not use for gas evacuation or air dispersion.



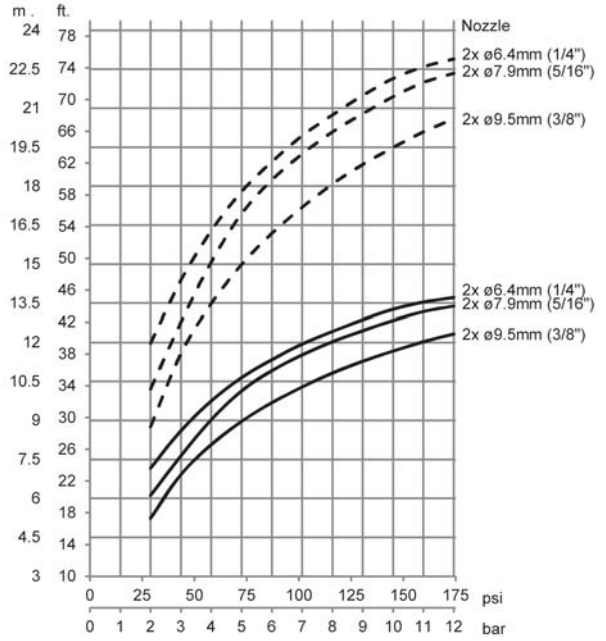
Disclaimer: Information in this product data leaflet is intended for general guidance purposes. Specific data for device selection and sizing is available upon request.

Flow Rate



Inlet pressure

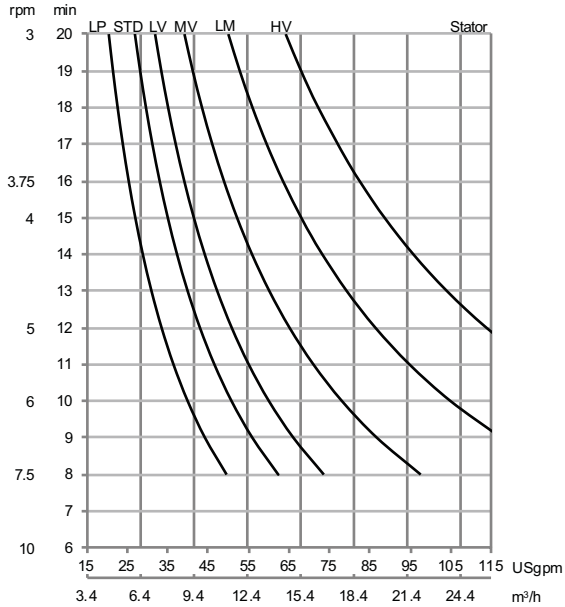
Impact Throw Length



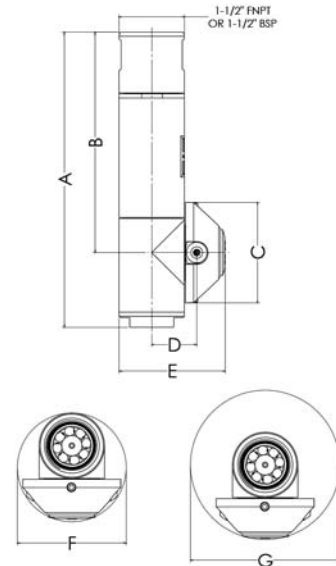
Inlet pressure

- - - Wetting, — Impact cleaning

Cleaning Time



Dimensions



Dimensions

	A	B	C	D	E	F	G
mm	272	204	93	42	98	100	138
in	10.7	8	3.7	1.7	3.9	3.9	5.4

Standard Design

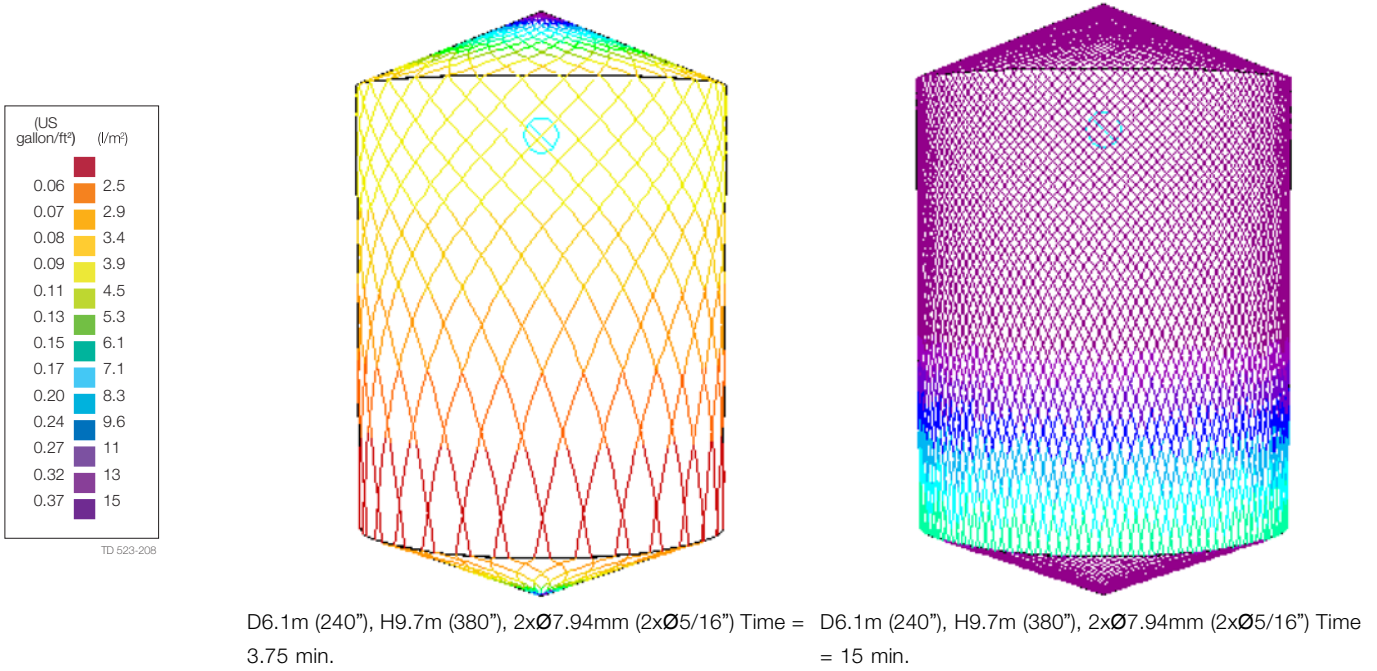
The choice of nozzle diameters can optimize jet impact length and flow rate at the desired pressure. As standard documentation, the Alfa Laval GJ 10 can be supplied with a "Declaration of Conformity" for material specifications.

TRAX simulation tool

TRAX is a unique software that simulates how the Alfa Laval GJ 10 performs in a specific tank or vessel. The simulation gives information on wetting intensity, pattern mesh width and cleaning jet velocity. This information is used to determine the best location of the tank cleaning device and the correct combination of flow, time, and pressure to implement.

A TRAX demo containing different cleaning simulations covering a variety of applications can be used as a reference and documentation for tank cleaning applications. The TRAX demo is free and available upon request.

Wetting Intensity



Alfa Laval reserves the right to change specifications without prior notification.

How to contact Alfa Laval

Contact details for all countries
are continually updated on our website.
Please visit www.alfalaval.com to
access the information direct.



Alfa Laval GJ 4

Superior tank cleaning for industrial environments

Application

The Alfa Laval GJ 4 is part of the world-renowned Gamajet range of high impact tank cleaning devices. The device provides high-impact cleaning for large-sized tanks with diameters over 4.6 m. This device is fully capable of high-concentration chemical recirculation cleaning and high-pressure, low-volume water jet scrubbing in fixed, automated CIP systems. The Alfa Laval GJ 4 is designed to remove the toughest residues from large tanks in numerous industries and is customizable in a wide variety of ways. The Alfa Laval GJ 4 allows companies to spend less time cleaning and more time producing.

Working principle

The Gamajet range of high impact tank cleaning devices combine pressure and flow to create high impact cleaning jets. Cleaning occurs at the point at which the concentrated stream impacts the surface. It is this impact and the tangential force that radiates from that point which blasts contaminants from the surface, scouring the tank interior. In conjunction with this impact, the device is engineered to rotate in a precise, repeatable and reliable, 360° pattern. This full-coverage, global indexing pattern ensures the entire tank interior is cleaned, every time.



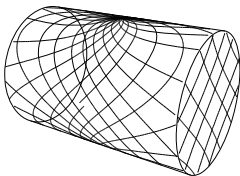
TECHNICAL DATA

Lubricant Food grade
 Max. throw length 30.5 m


Pressure

Working pressure 3 - 21 bar
 Recommended pressure 3.5 - 14 bar

Cleaning Pattern



First Cycle



Full Pattern

The above drawings show the cleaning pattern achieved on a cylindrical horizontal vessel. The difference between the first cycle and the full pattern represents the number of additional cycles available to increase the density of the cleaning.

Certificate

2.1 material certificate

PHYSICAL DATA

Materials

1.4404 (316L), PPS, FKM (EPDM and FFKM available)

Temperature

Max. working temperature 95°C
 Max. ambient temperature 140°C

Weight

. 12.7 - 13.2kg

Connections

Standard thread 2" NPT, 2" BSP

Options

Electronic rotation sensor to verify 3D coverage. 180° and 105° directional version available.

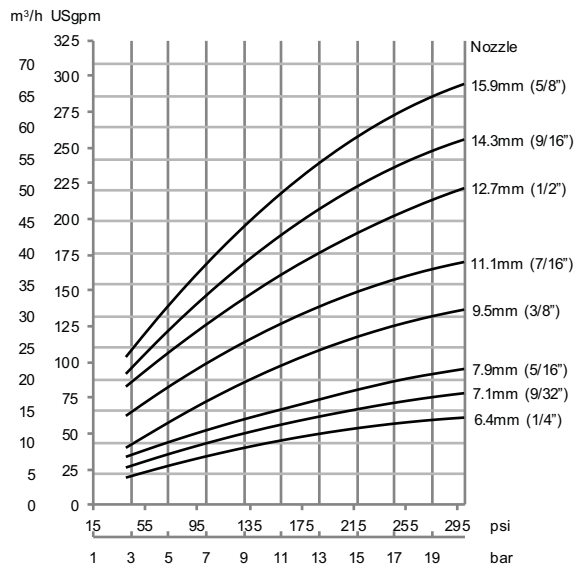
Caution

Do not use for gas evacuation or air dispersion.



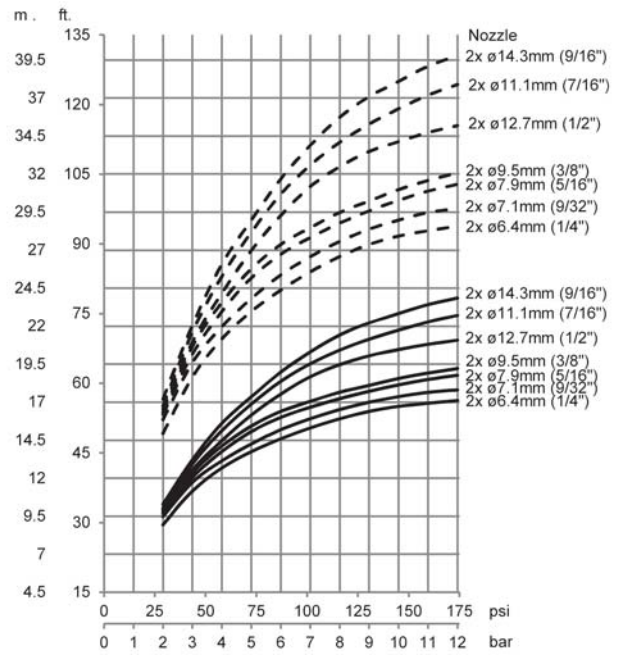
Disclaimer: Information in this product data leaflet is intended for general guidance purposes. Specific data for device selection and sizing is available upon request.

Flow Rate



Inlet pressure

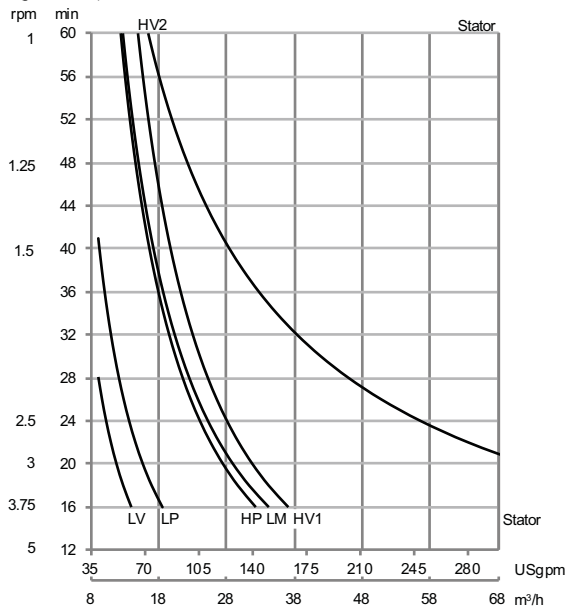
Impact Throw Length



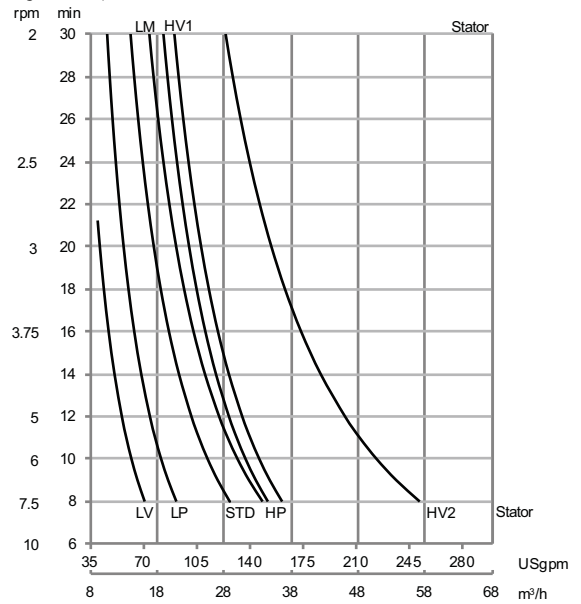
Inlet pressure

- - - Wetting, — Impact cleaning

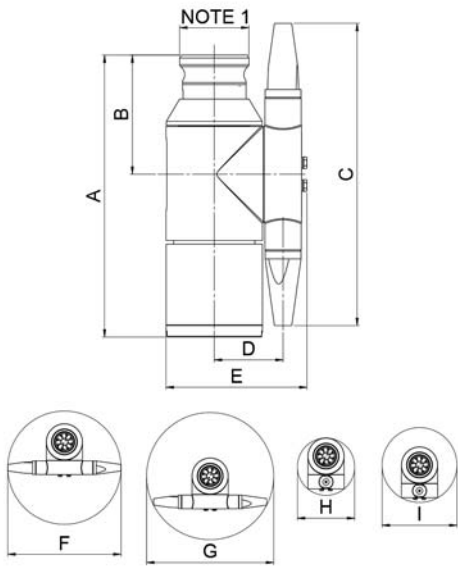
Cleaning Time (Gear Ratio 655:1)



Cleaning Time (Gear Ratio 273:1)



Dimensions (mm)



A	B	C	D	E	F	G	H	I
308	131	331	76	155	331	372	168	219

NOTE 1: 2" NPT FEMALE/ 2-1/2" CAMLOCK. 2" NPT FEMALE/ 2-1/2" NST

Standard Design

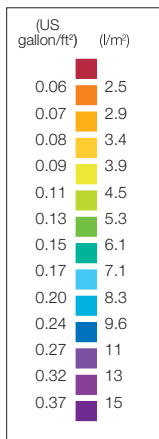
The choice of nozzle diameters can optimize jet impact length and flow rate at the desired pressure. As standard documentation, the Alfa Laval GJ 4 can be supplied with a “Declaration of Conformity” for material specifications.

TRAX simulation tool

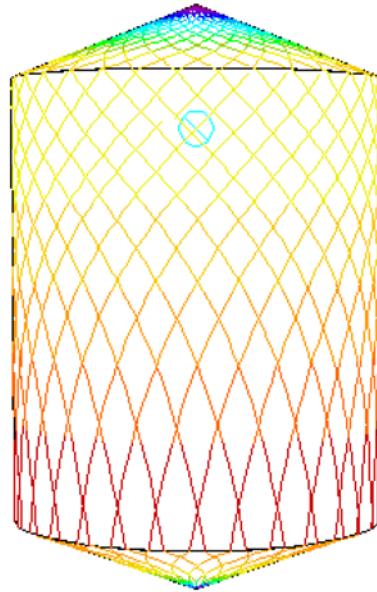
TRAX is a unique software that simulates how the Alfa Laval GJ 4 performs in a specific tank or vessel. The simulation gives information on wetting intensity, pattern mesh width and cleaning jet velocity. This information is used to determine the best location of the tank cleaning device and the correct combination of flow, time, and pressure to implement.

A TRAX demo containing different cleaning simulations covering a variety of applications can be used as a reference and documentation for tank cleaning applications. The TRAX demo is free and available upon request.


Wetting Intensity



TD 523-208



D21.3m, H34m, 2xØ11.11mm Time = 6 min.



D21.3m, H34m, 2xØ11.11mm Time = 24 min.

Alfa Laval reserves the right to change specifications without prior notification.

How to contact Alfa Laval

Contact details for all countries are continually updated on our website. Please visit www.alfalaval.com to access the information direct.



Alfa Laval GJ 8

The device that transformed the tank cleaning industry

Application

Designed with ergonomics in mind, the Alfa Laval GJ 8 provides the same high impact clean as traditional, larger tank cleaners but is lighter, shorter, and narrower. This device is part of the world-renowned Gamajet range of high impact tank cleaning devices, and is the perfect alternative to heavy impingement cleaners, time-intensive spray balls, and costly manual tank cleaning. Compact and efficient, the Alfa Laval GJ 8 allows for space saving while maintaining the impact, durability, and range required for optimal impingement tank cleaning. This device is fluid-driven, eliminating the need for power assistance and is ideal for cleaning stubborn residues in large tanks in a variety of industries such as ethanol, paper, pulp, chemical, steel, industrial fermentation and many more applications requiring high impact cleaning.

Working principle

The Gamajet range of high impact tank cleaning devices combine pressure and flow to create high impact cleaning jets. Cleaning occurs at the point at which the concentrated stream impacts the surface. It is this impact and the tangential force that radiates from that point which blasts contaminants from the surface, scouring the tank interior. In conjunction with this impact, the device is engineered to rotate in a precise, repeatable and reliable, 360° pattern. This full-coverage, global indexing pattern ensures the entire tank interior is cleaned, every time.

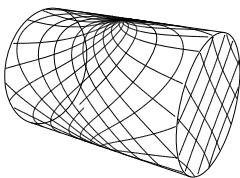
TECHNICAL DATA

Lubricant Food grade
 Max. throw length 14 - 26 m


Pressure

Working pressure 3 - 28+ bar
 Recommended pressure 4 - 20 bar

Cleaning Pattern



First Cycle



Full Pattern

The above drawings show the cleaning pattern achieved on a cylindrical horizontal vessel. The difference between the first cycle and the full pattern represents the number of additional cycles available to increase the density of the cleaning.

Certificate

2.1 material certificate



PHYSICAL DATA

Materials

1.4404 (316L), PPS, PTFE, FKM (EPDM and FFKM available).

Temperature

Max. working temperature 95°C
 Max. ambient temperature 140°C

Weight 6.5 kg

Connections

Standard thread 1½" Rp (BSP) or NPT, female
 Available option 2" Rp (BSP) or NPT, female

Options

Electronic rotation sensor to verify 3D coverage.

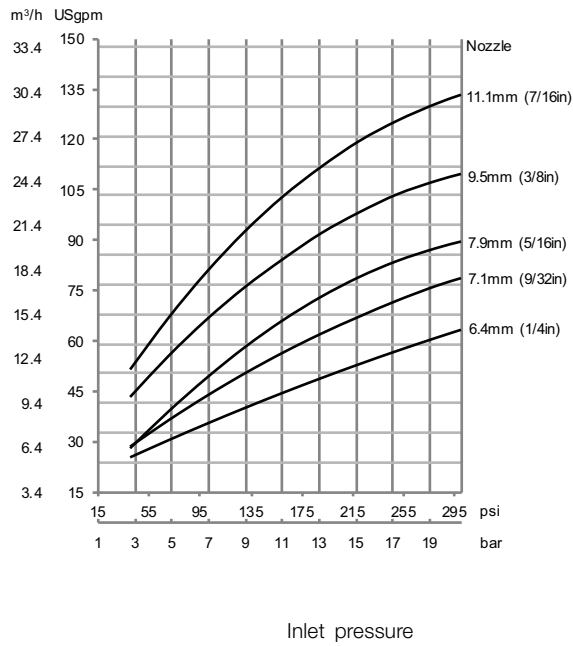
Caution

Do not use for gas evacuation or air dispersion.

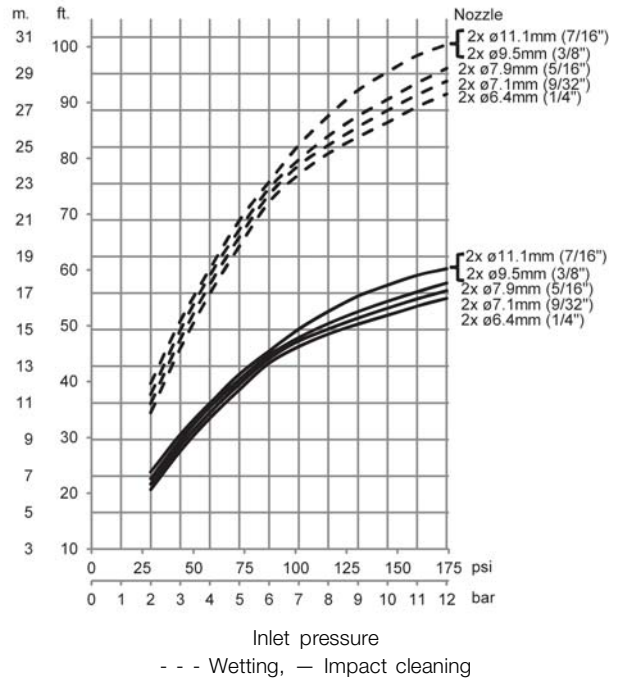


Disclaimer: Information in this product data leaflet is intended for general guidance purposes. Specific data for device selection and sizing is available upon request.

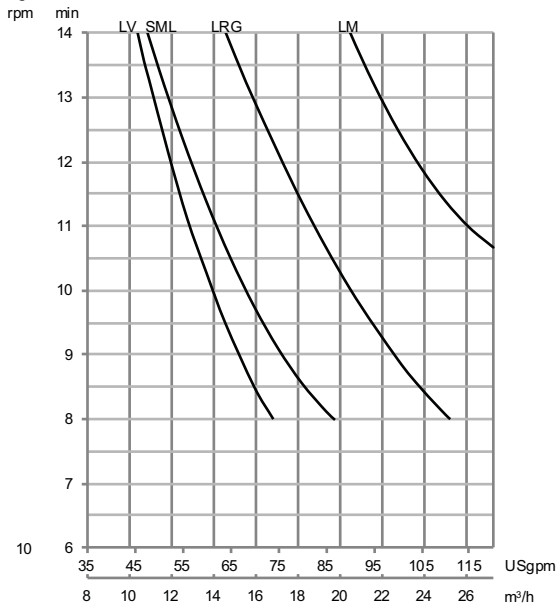
Flow Rate



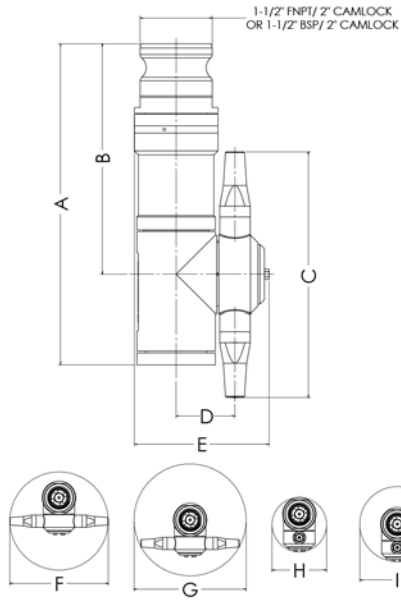
Impact Throw Length



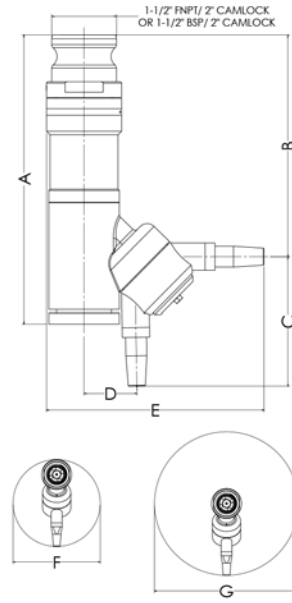
Cleaning Time



Dimensions(mm)



Dimensions 180° directional version



A	B	C	D	E	F	G	H	I
281	202	215	51	118	216	248	121	165

Dimensions 180° directional version

A	B	C	D	E	F	G
281	217	126	51	211	350	248

Standard Design

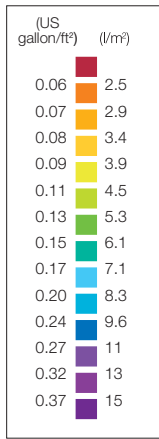
The choice of nozzle diameters can optimize jet impact length and flow rate at the desired pressure. As standard documentation, the Alfa Laval GJ 8 can be supplied with a “Declaration of Conformity” for material specifications.

TRAX simulation tool

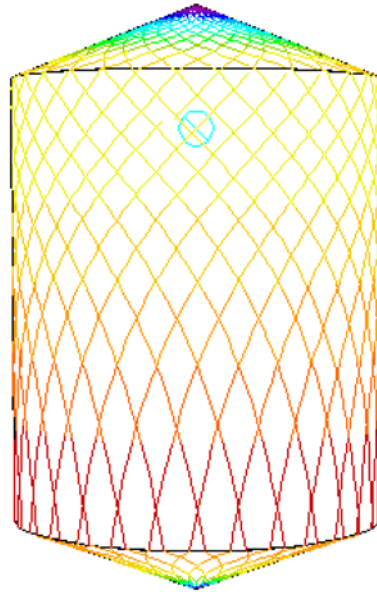
TRAX is a unique software that simulates how the Alfa Laval GJ 8 performs in a specific tank or vessel. The simulation gives information on wetting intensity, pattern mesh width and cleaning jet velocity. This information is used to determine the best location of the tank cleaning device and the correct combination of flow, time, and pressure to implement.

A TRAX demo containing different cleaning simulations covering a variety of applications can be used as a reference and documentation for tank cleaning applications. The TRAX demo is free and available upon request.


Wetting Intensity



TD 523-208



D12.2m, H19.6m, 2xØ7.94mm Time = 3.1 min.



D12.2m, H19.6m, 2xØ7.94mm Time = 12.5 min.

Alfa Laval reserves the right to change specifications without prior notification.

How to contact Alfa Laval

Contact details for all countries are continually updated on our website. Please visit www.alfalaval.com to access the information direct.



Alfa Laval GJ PF

Powerful tank cleaning at a range of pressures and flows

Application

The field-proven Alfa Laval GJ PF is part of the world-renowned range of Gamajet high impact tank cleaning devices. It has been proven to provide companies with up to 85% in water, time, energy, and resource savings compared to static spray balls. This device is capable of cleaning tanks with capacities between 18.9 m³ - 94.6 m³. The Alfa Laval GJ PF fits through openings as small as 10 cm and operates at low pressures and flows, cleaning tanks in the ethanol, paper, pulp, chemical, steel, industrial fermentation industry, and many other applications that require high impact cleaning. By implementing this device into their tank cleaning process, companies spend less time cleaning and more time producing.

Working principle

The Gamajet range of high impact tank cleaning devices combine pressure and flow to create high impact cleaning jets. Cleaning occurs at the point at which the concentrated stream impacts the surface. It is this impact and the tangential force that radiates from that point which blasts contaminants from the surface, scouring the tank interior. In conjunction with this impact, the device is engineered to rotate in a precise, repeatable and reliable, 360° pattern. This full-coverage, global indexing pattern ensures the entire tank interior is cleaned, every time.



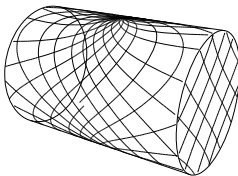
TECHNICAL DATA

Lubricant Food grade
 Max. throw length 14 - 20 m


Pressure

Working pressure 3 - 28+ bar
 Recommended pressure 4 - 20 bar

Cleaning Pattern



First Cycle



Full Pattern

The above drawings show the cleaning pattern achieved on a cylindrical horizontal vessel. The difference between the first cycle and the full pattern represents the number of additional cycles available to increase the density of the cleaning.

Certificate

2.1 material certificate

PHYSICAL DATA

Materials

316L, PPS, PTFE, EPDM (FKM and FFKM available).

Temperature

Max. working temperature 90°C
 Max. ambient temperature 140°C

Weight

. 4.5 kg

Surface finish

. 0.8 µm

Connections

Standard thread 1½" Rp (BSP) or NPT, female
 Available option 1.5" weld, 1.5" tri-clamp, 1.5" ISO 2037 slip fit, 1.5" DIN R1 slip fit, 1.5" DIN R2 slip fit

Options

Electronic rotation sensor to verify 3D coverage.

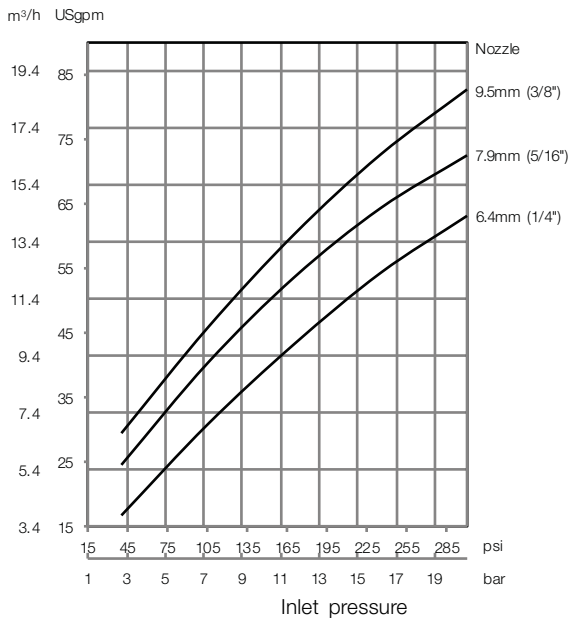
Caution

Do not use for gas evacuation or air dispersion.

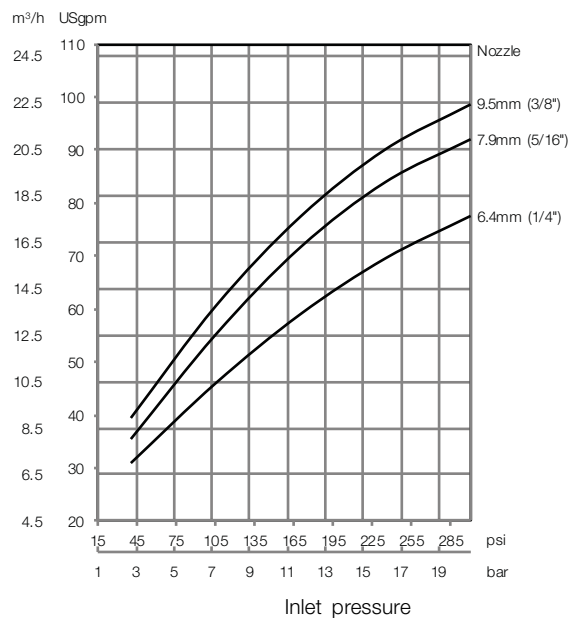


Disclaimer: Information in this product data leaflet is intended for general guidance purposes. Specific data for device selection and sizing is available upon request.

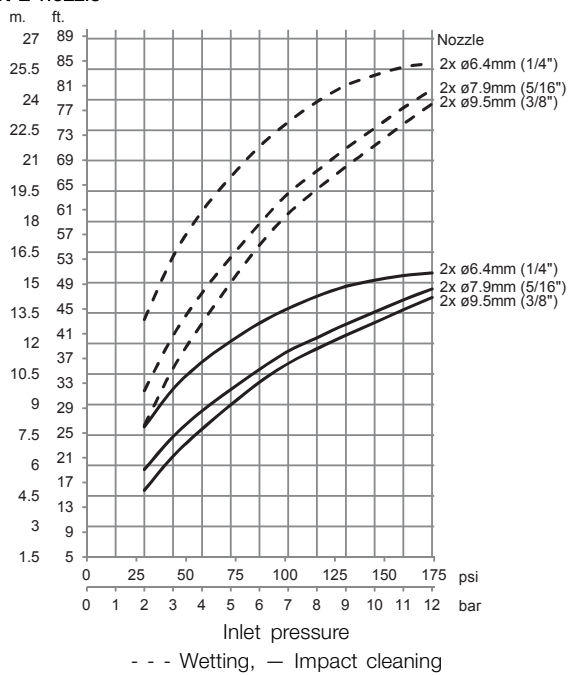
Flow Rate 2-nozzle



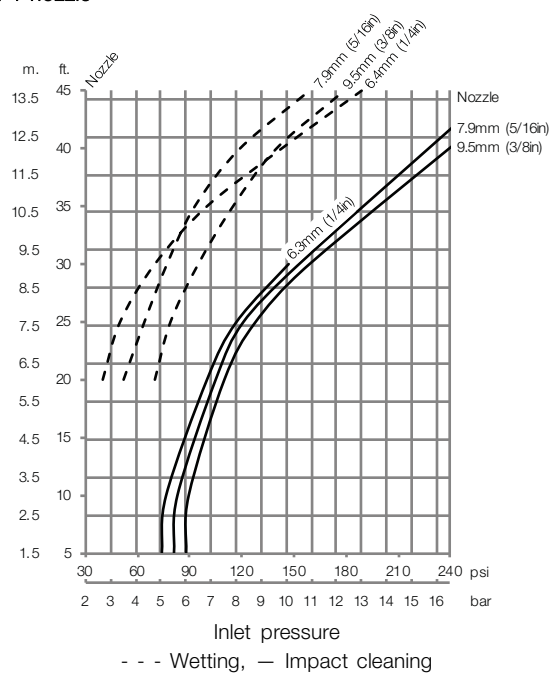
Flow Rate 4-nozzle



Impact 2-nozzle

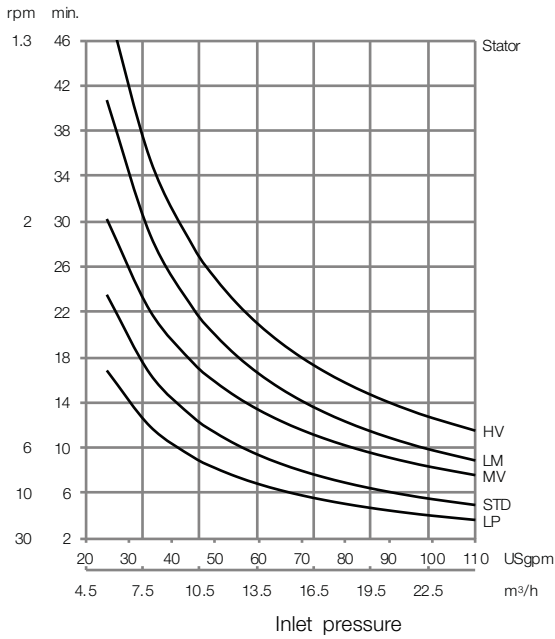


Impact 4-nozzle

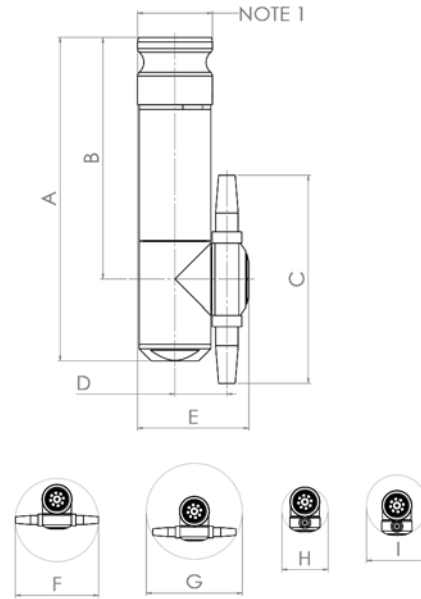


Custom inlets available. Contact your local Alfa Laval representative for details.

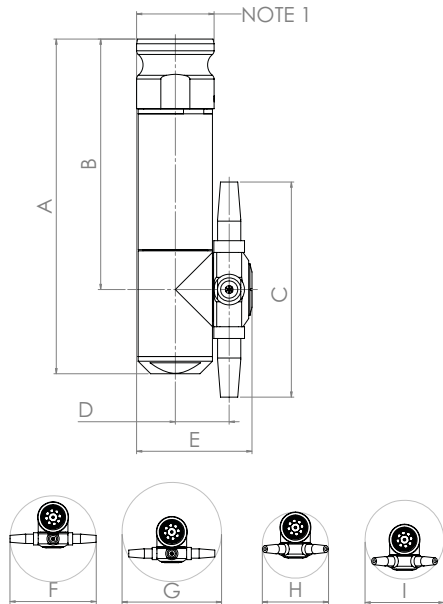
Cleaning Time



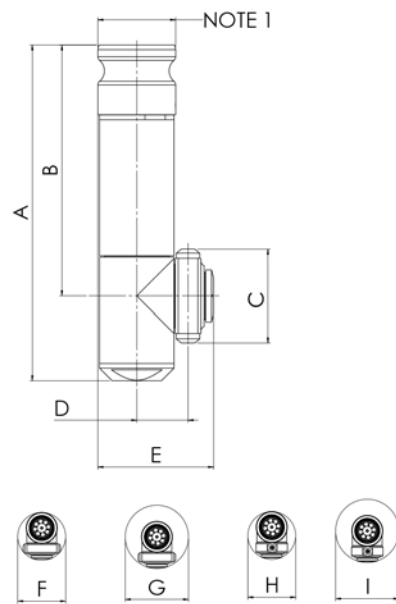
Dimensions 2-nozzle



Dimensions 4-nozzle



Dimensions low-profile



Dimensions 2-nozzle (mm)

A	B	C	D	E	F	G	H	I
272	204	175	44	94	176	202	98	129

NOTE 1: 1-1/2" FNPT/2" CAMLOCK OR 1-1/2" BSP/2" CAMLOCK (option shown above)

Dimensions 4-nozzle (mm)

A	B	C	D	E	F	G	H	I
272	204	175	44	94	176	202	134.47	160.35

NOTE 1: 1-1/2" FNPT/2" CAMLOCK OR 1-1/2" BSP/2" CAMLOCK (option shown above)

Dimensions low-profile version (mm)

A	B	C	D	E	F	G	H	I
272	204	76	42	94	97	129	97	129

NOTE 1: 1-1/2" FNPT/2" CAMLOCK OR 1-1/2" BSP/2" CAMLOCK (option shown above)

Standard Design

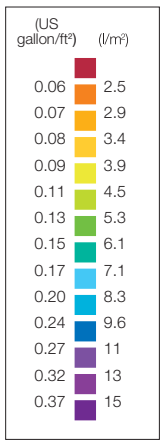
The choice of nozzle diameters can optimize jet impact length and flow rate at the desired pressure. As standard documentation, the Alfa Laval GJ PF can be supplied with a “Declaration of Conformity” for material specifications.

TRAX simulation tool

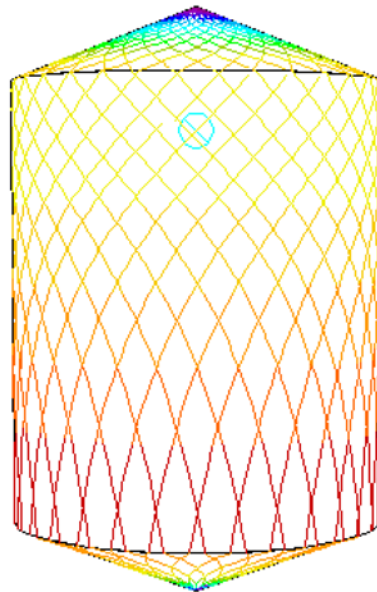
TRAX is a unique software that simulates how the Alfa Laval GJ PF performs in a specific tank or vessel. The simulation gives information on wetting intensity, pattern mesh width and cleaning jet velocity. This information is used to determine the best location of the tank cleaning device and the correct combination of flow, time, and pressure to implement.

A TRAX demo containing different cleaning simulations covering a variety of applications can be used as a reference and documentation for tank cleaning applications. The TRAX demo is free and available upon request.


Wetting Intensity



TD 523-206



D9.1m, H14.7m, 2xØ7.94mm Time = 4.25 min.



D9.1m, H14.7m, 2xØ7.94mm Time = 17 min.

Alfa Laval reserves the right to change specifications without prior notification.

How to contact Alfa Laval

Contact details for all countries are continually updated on our website. Please visit www.alfalaval.com to access the information direct.



Superior tank cleaning for industrial environments

Alfa Laval GJ 4

Application

The Alfa Laval GJ 4 is part of the world-renowned Gamajet range of high impact tank cleaning devices. The device provides high-impact cleaning for large-sized tanks with diameters over 4.6 m. This device is fully capable of high-concentration chemical recirculation cleaning and high-pressure, low-volume water jet scrubbing in fixed, automated CIP systems. The Alfa Laval GJ 4 is designed to remove the toughest residues from large tanks in numerous industries and is customizable in a wide variety of ways. The Alfa Laval GJ 4 allows companies to spend less time cleaning and more time producing.

Working principle

The Gamajet range of high impact tank cleaning devices combine pressure and flow to create high impact cleaning jets. Cleaning occurs at the point at which the concentrated stream impacts the surface. It is this impact and the tangential force that radiates from that point which blasts contaminants from the surface, scouring the tank interior. In conjunction with this impact, the device is engineered to rotate in a precise, repeatable and reliable, 360° pattern. This full-coverage, global indexing pattern ensures the entire tank interior is cleaned, every time.



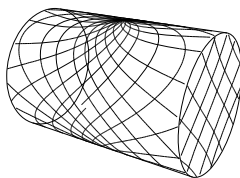
TECHNICAL DATA

Lubricant Food grade
Max. throw length 30.5 m


Pressure

Working pressure 3 - 21 bar
Recommended pressure 3.5 - 14 bar

Cleaning Pattern



First Cycle



Full Pattern

The above drawings show the cleaning pattern achieved on a cylindrical horizontal vessel. The difference between the first cycle and the full pattern represents the number of additional cycles available to increase the density of the cleaning.

Certificate

2.1 material certificate

PHYSICAL DATA

Materials

1.4404 (316L), PPS, FKM (EPDM and FFKM available)

Temperature

Max. working temperature 95°C
Max. ambient temperature 140°C

Weight

. 12.7 - 13.2kg

Connections

Standard thread 2" NPT, 2" BSP

Options

Electronic rotation sensor to verify 3D coverage. 180° and 105° directional version available.

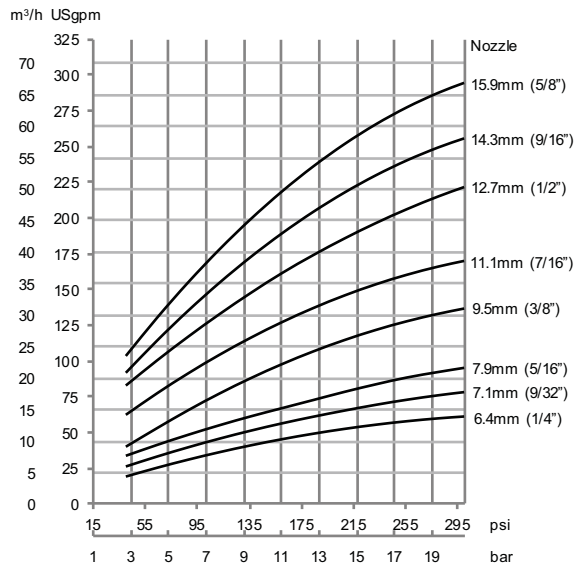
Caution

Do not use for gas evacuation or air dispersion.



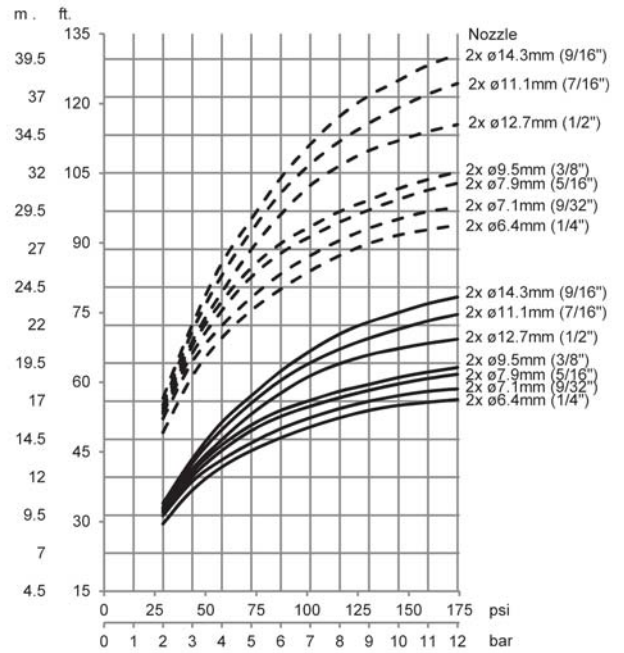
Disclaimer: Information in this product data leaflet is intended for general guidance purposes. Specific data for device selection and sizing is available upon request.

Flow Rate



Inlet pressure

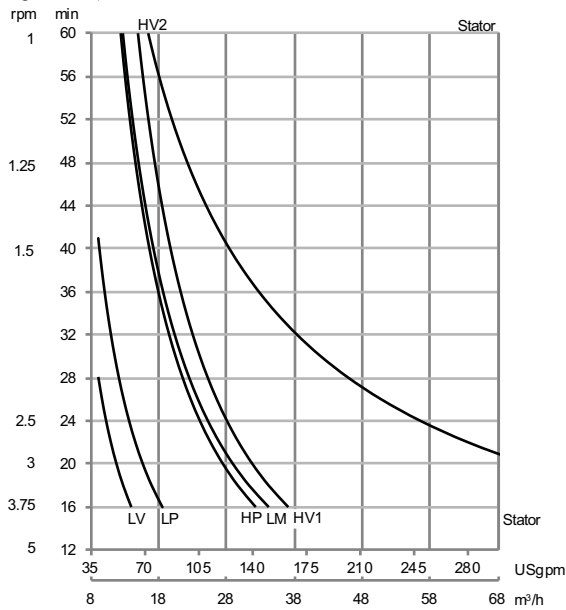
Impact Throw Length



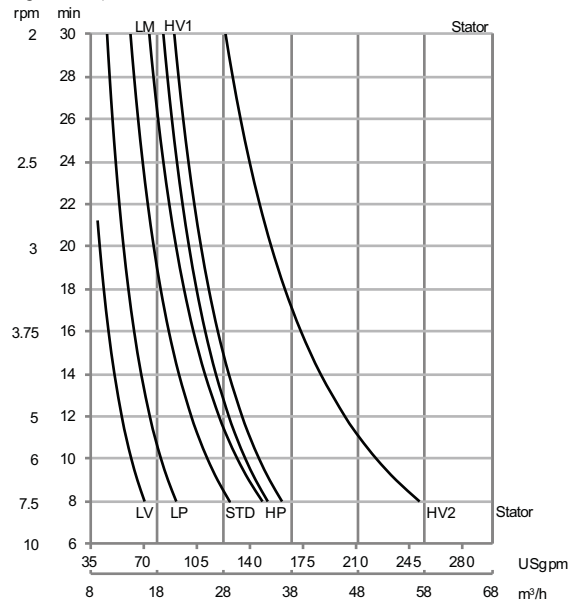
Inlet pressure

- - - Wetting, — Impact cleaning

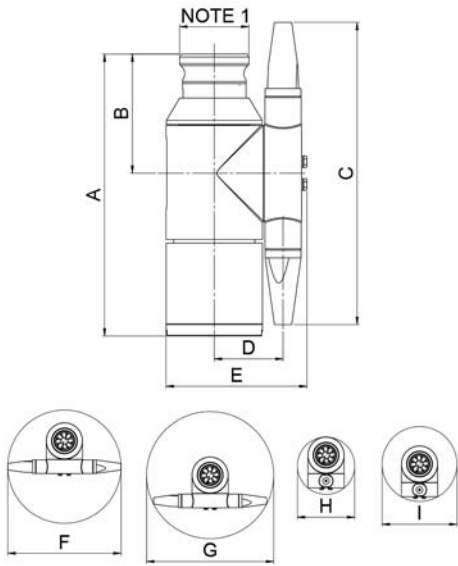
Cleaning Time (Gear Ratio 655:1)



Cleaning Time (Gear Ratio 273:1)



Dimensions (mm)



A	B	C	D	E	F	G	H	I
308	131	331	76	155	331	372	168	219

NOTE 1: 2" NPT FEMALE/ 2-1/2" CAMLOCK. 2" NPT FEMALE/ 2-1/2" NST

Standard Design

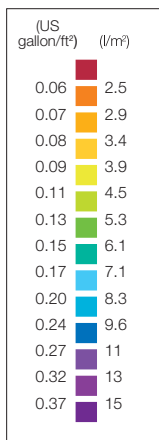
The choice of nozzle diameters can optimize jet impact length and flow rate at the desired pressure. As standard documentation, the Alfa Laval GJ 4 can be supplied with a “Declaration of Conformity” for material specifications.

TRAX simulation tool

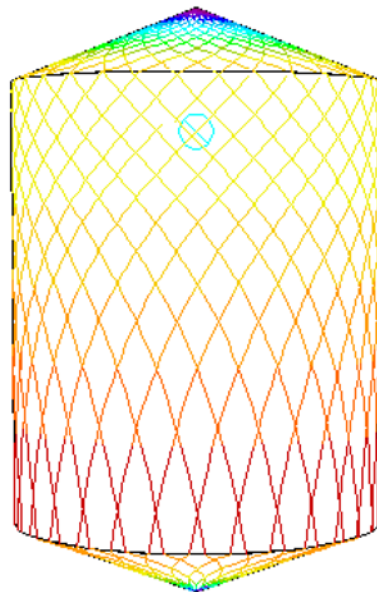
TRAX is a unique software that simulates how the Alfa Laval GJ 4 performs in a specific tank or vessel. The simulation gives information on wetting intensity, pattern mesh width and cleaning jet velocity. This information is used to determine the best location of the tank cleaning device and the correct combination of flow, time, and pressure to implement.

A TRAX demo containing different cleaning simulations covering a variety of applications can be used as a reference and documentation for tank cleaning applications. The TRAX demo is free and available upon request.


Wetting Intensity



TD 523-208



D21.3m, H34m, 2xØ11.11mm Time = 6 min.



D21.3m, H34m, 2xØ11.11mm Time = 24 min.

Alfa Laval reserves the right to change specifications without prior notification. ALFA LAVAL is a trademark registered and owned by Alfa Laval Corporate AB.

ESE03004EN 1015

© Alfa Laval

How to contact Alfa Laval

Contact details for all countries are continually updated on our website. Please visit www.alfalaval.com to access the information direct.



Alfa Laval GJ 10

First choice in fuel storage tank cleaning

Application

The Alfa Laval GJ 10 tank cleaning device fits through a 10.16 cm (4") opening and is capable of cleaning a 113.56 liter (30,000 gal) underground fuel storage tank with one insertion. This device blasts away contaminants and breaks up dirt and sludge in minutes. The Alfa Laval GJ 10 easily converts the contaminant-laden sludge into a solution which allows for complete liquid extraction and thorough tank cleaning. The device is part of the world-renowned Gamajet range of tank cleaning devices.

Working principle

The Gamajet range of high impact tank cleaning devices combine pressure and flow to create high impact cleaning jets. Cleaning occurs at the point at which the concentrated stream impacts the surface. It is this impact and the tangential force that radiates from that point which blasts contaminants from the surface, scouring the tank interior. In conjunction with this impact, the device is engineered to rotate in a precise, repeatable and reliable, 360° pattern. This full-coverage, global indexing pattern ensures the entire tank interior is cleaned, every time.



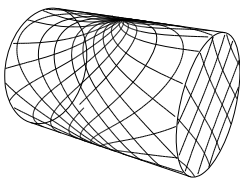
TECHNICAL DATA

Lubricant Food grade
Max. throw length 10.5 m (35 ft.)


Pressure

Working pressure 2.75 - 20 bar (40 - 300 PSI)
Recommended pressure 3.5 - 18.5 bar (50 - 270 PSI)

Cleaning Pattern



First Cycle



Full Pattern

The above drawings show the cleaning pattern achieved on a cylindrical horizontal vessel. The difference between the first cycle and the full pattern represents the number of additional cycles available to increase the density of the cleaning.

Certificate

2.1 material certificate

PHYSICAL DATA

Materials

1.4404 (316L), PPS, FKM (EPDM and FFKM available)

Temperature

Max. working temperature 95°C (203°F)
Max. ambient temperature 140°C (284°F)

Weight

. 4.3 kg (9.5 lbs.)

Connections

Standard thread 1½" NPT, 1½" BSP

Options

Electronic rotation sensor to verify 3D coverage.

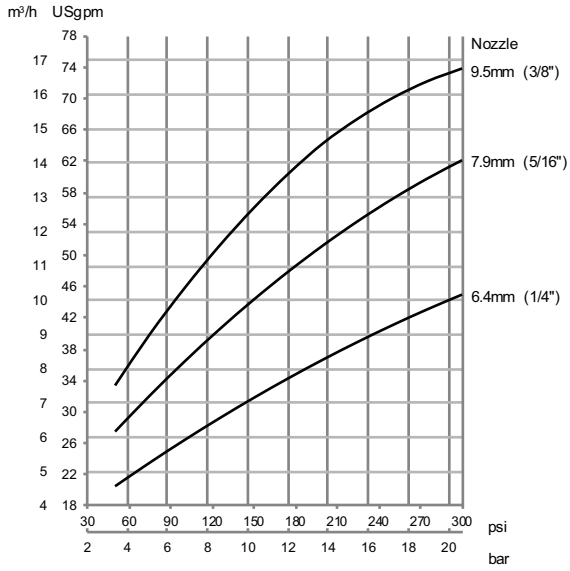
Caution

Do not use for gas evacuation or air dispersion.



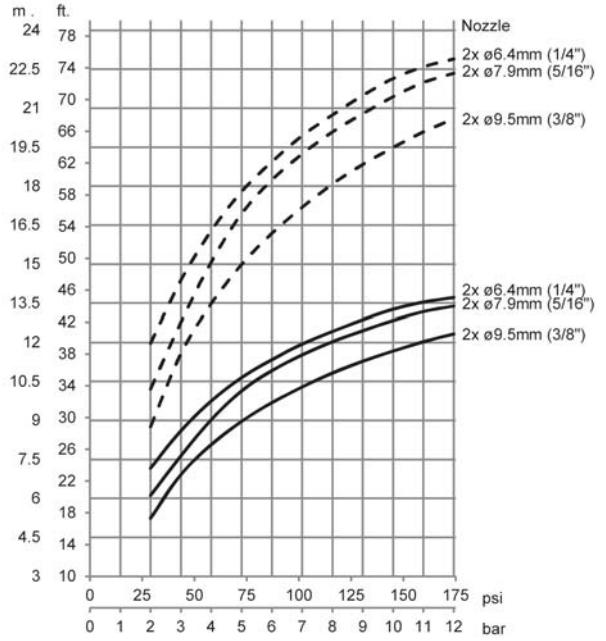
Disclaimer: Information in this product data leaflet is intended for general guidance purposes. Specific data for device selection and sizing is available upon request.

Flow Rate



Inlet pressure

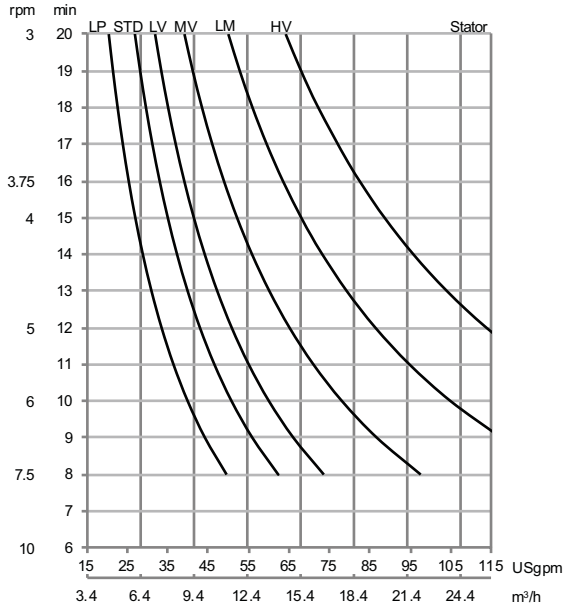
Impact Throw Length



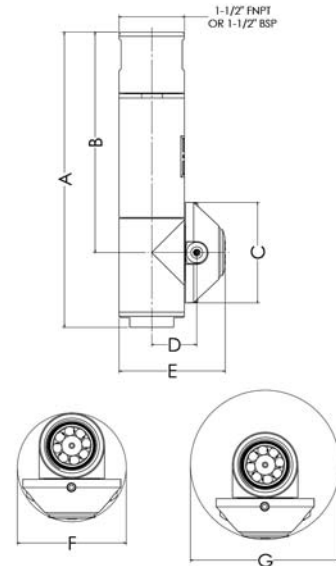
Inlet pressure

- - - Wetting, — Impact cleaning

Cleaning Time



Dimensions



Dimensions

	A	B	C	D	E	F	G
mm	272	204	93	42	98	100	138
in	10.7	8	3.7	1.7	3.9	3.9	5.4

Standard Design

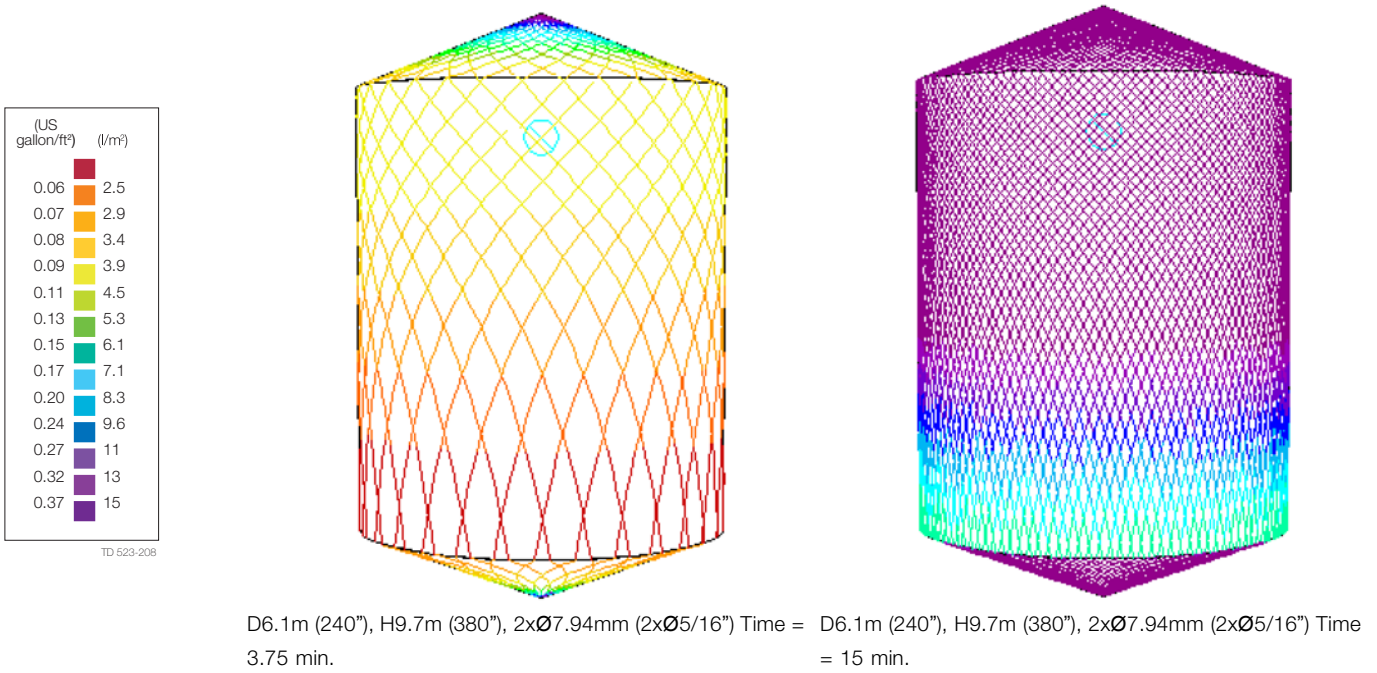
The choice of nozzle diameters can optimize jet impact length and flow rate at the desired pressure. As standard documentation, the Alfa Laval GJ 10 can be supplied with a "Declaration of Conformity" for material specifications.

TRAX simulation tool

TRAX is a unique software that simulates how the Alfa Laval GJ 10 performs in a specific tank or vessel. The simulation gives information on wetting intensity, pattern mesh width and cleaning jet velocity. This information is used to determine the best location of the tank cleaning device and the correct combination of flow, time, and pressure to implement.

A TRAX demo containing different cleaning simulations covering a variety of applications can be used as a reference and documentation for tank cleaning applications. The TRAX demo is free and available upon request.

Wetting Intensity



Alfa Laval reserves the right to change specifications without prior notification.

How to contact Alfa Laval

Contact details for all countries
are continually updated on our website.
Please visit www.alfalaval.com to
access the information direct.



Powerful tank cleaning for small barrels and drums

Alfa Laval GJ 7

Application

The smallest rotary impingement tank cleaning device, the Alfa Laval GJ 7 easily fits through a 3.8 cm access hole. Capable of operating at both high and low pressures, this device delivers 2.27 kg. of cleaning force at .76 m. The Alfa Laval GJ 7 offers quick and easy cleaning of barrels, drums, and other small vessels in a wide variety of industries. The device is part of the world-renowned Gamajet range of high impact tank cleaning devices.

Working principle

The Gamajet range of high impact tank cleaning devices combine pressure and flow to create high impact cleaning jets. Cleaning occurs at the point at which the concentrated stream impacts the surface. It is this impact and the tangential force that radiates from that point which blasts contaminants from the surface, scouring the tank interior. In conjunction with this impact, the device is engineered to rotate in a precise, repeatable and reliable, 360° pattern. This full-coverage, global indexing pattern ensures the entire tank interior is cleaned, every time.



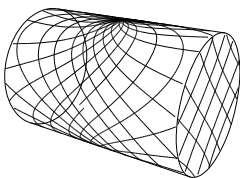
TECHNICAL DATA

Lubricant Food grade
Max. throw length 2 - 2.5 m


Pressure

Working pressure 3.5 - 83 bar
Recommended pressure 5.5 - 55 bar

Cleaning Pattern



First Cycle



Full Pattern

The above drawings show the cleaning pattern achieved on a cylindrical horizontal vessel. The difference between the first cycle and the full pattern represents the number of additional cycles available to increase the density of the cleaning.

Certificate

2.1 material certificate



PHYSICAL DATA

Materials

1.4404 (316L), PTFE, EPDM (FKM and FFKM available)

Temperature

Max. working temperature 95°C
Max. ambient temperature 140°C

Weight 6.8 kg.

Connections

Standard thread ½" NPT, ½" BSP

Options

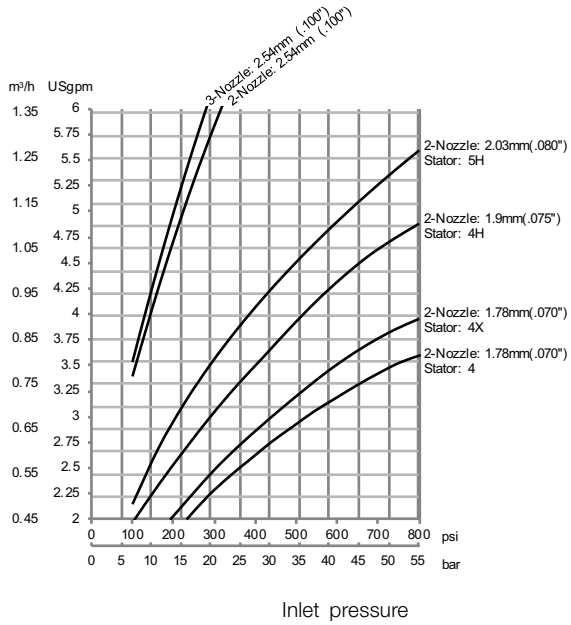
Electronic rotation sensor to verify 3D coverage.

Caution

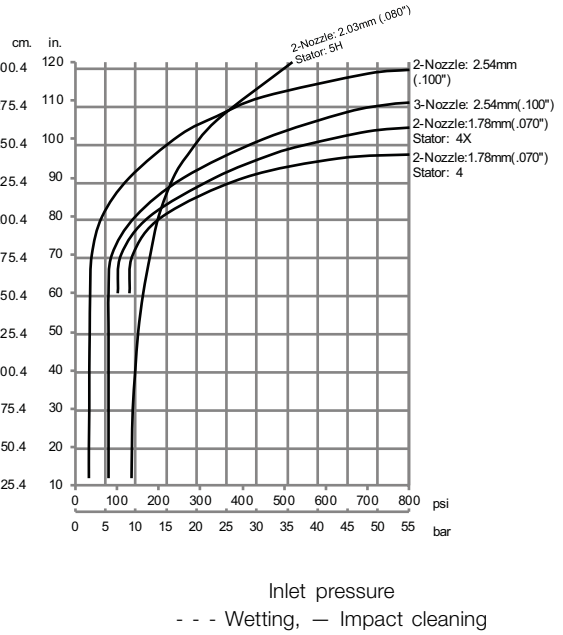
Do not use for gas evacuation or air dispersion.

Disclaimer: Information in this product data leaflet is intended for general guidance purposes. Specific data for device selection and sizing is available upon request.

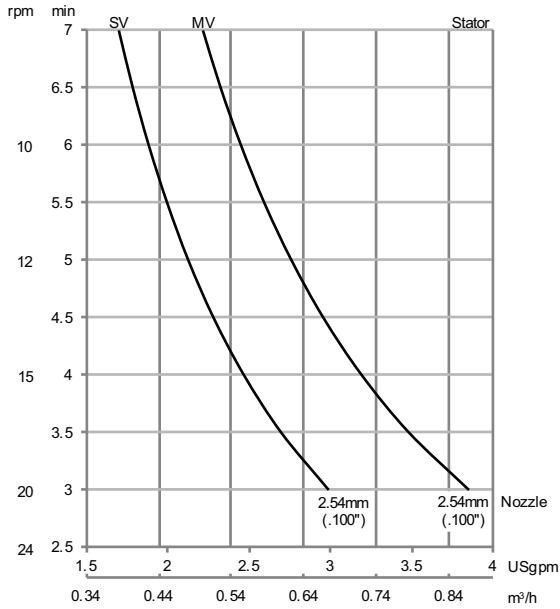
Flow Rate



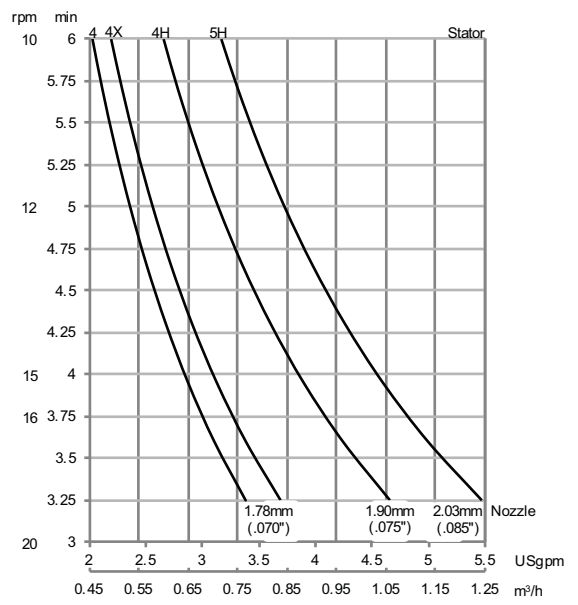
Impact Throw Length



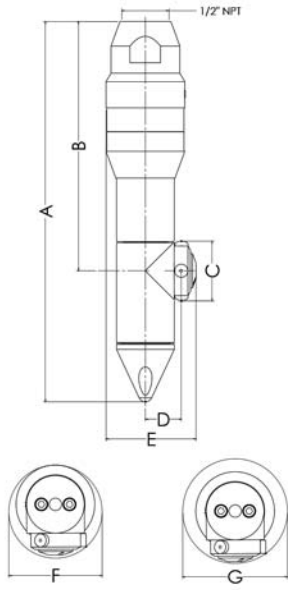
Cleaning Time .100 NOZ



Cleaning Time .7-.8 NOZ



Dimensions (mm)(in)



A	B	C	D	E	F	G
176	115	27	17	42	43	48

Standard Design

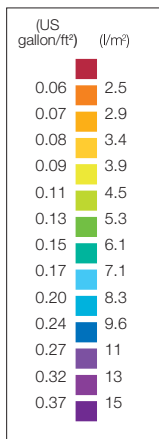
The choice of nozzle diameters can optimize jet impact length and flow rate at the desired pressure. As standard documentation, the Alfa Laval GJ 7 can be supplied with a “Declaration of Conformity” for material specifications.

TRAX simulation tool

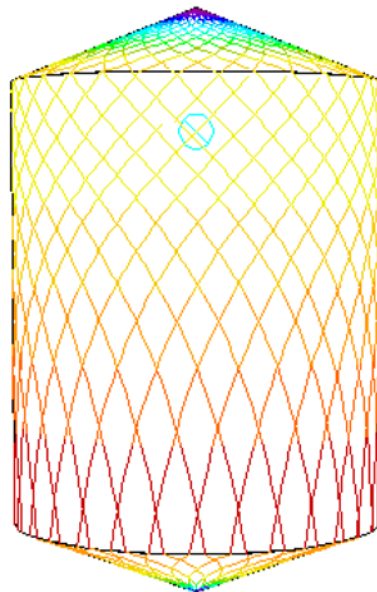
TRAX is a unique software that simulates how the Alfa Laval GJ 7 performs in a specific tank or vessel. The simulation gives information on wetting intensity, pattern mesh width and cleaning jet velocity. This information is used to determine the best location of the tank cleaning device and the correct combination of flow, time, and pressure to implement.

A TRAX demo containing different cleaning simulations covering a variety of applications can be used as a reference and documentation for tank cleaning applications. The TRAX demo is free and available upon request.


Wetting Intensity



TD 523-208



D1.8m, H2.8m, 2xØ2.03mm Time = 1.56 min.



D1.8m, H2.8m, 2xØ2.03mm Time = 6.25 min.

Alfa Laval reserves the right to change specifications without prior notification. ALFA LAVAL is a trademark registered and owned by Alfa Laval Corporate AB.

ESE03005EN 1015

© Alfa Laval

How to contact Alfa Laval

Contact details for all countries are continually updated on our website. Please visit www.alfalaval.com to access the information direct.