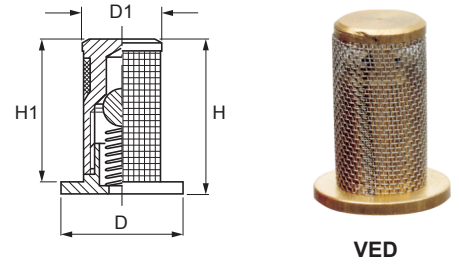


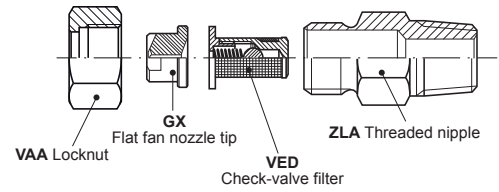
CHECK-VALVE FILTERS

VED series check-valve filters are specially designed for 3/8" flanged nozzles. VED filters contain a one-way ball valve to avoid dripping when spray is turned off. They also serve to protect the nozzle tips. We recommend to assemble check-valve filters on small capacity nozzles to avoid clogging and enhance their performance.

- Opening pressure: 1.4, 2.8 bar
 - Wire net mesh size: 50, 75, 100 mesh
 - Materials Body
 - B1** AISI 303 Stainless steel
 - B31** AISI 316L Stainless steel
 - D3** Nylon
 - T1** Brass
 - B2** AISI 304 Stainless steel
- Wire net



Code	D mm	D1 mm	H mm	H1 mm	M mesh	Opening bar
VED 0138 xxC	15	10	20	18.5	100	1.4
VED 0238 xxC					75	
VED 0338 xxC					50	
VED 0138 xxD	15	10	20	18.5	100	2.8
VED 0238 xxD					75	
VED 0338 xxD					50	



CARTRIDGE SIZE TABLE

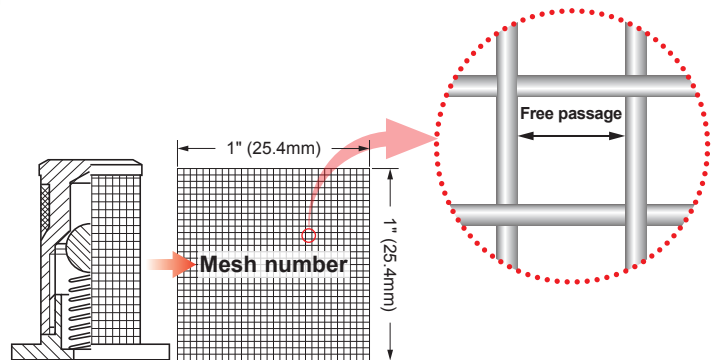
To figure out mesh sizes one has to count the number of openings from the centre of any one wire to the centre of a parallel wire one inch away. The number of openings in a filter cartridge is the mesh size. We highly recommend to add filters to small capacity nozzles to hold fine particulate matter. Please refer to the table below.

HOW TO CHOSE THE PROPER FILTER ?





The largest filter free passage < nozzle orifice

Ex : If the nozzle tip diameter is 0.3 mm, we suggest you to choose a 60 mesh filter or more (free passage 0.25 mm). Please consider that the higher is the number of mesh, the greater is the filtering power.

Mesh number	Free passage mm
30 - 32	0.6 - 0.58
50	0.3
60	0.25
75	0.2
80	0.18
100	0.15
150	0.1
200	0.075



We offer a large assortment of VE series filters for your convenience. Please refer to below table.

Code	VEC	VED	VEF	VEA
Appearance				
	Flanged filter	Check-valve filter	Threaded filter	Hat filter
B1 / AISI 303	•	•	•	
B31 / AISI 316L	•	•	•	
D3 / Nylon	•	•		
T1 / Brass	•	•	•	
T9 / Copper				•

HOW TO MAKE UP THE FILTER CODE

EX.: VED 0138 B1C

