

1-1/2" Non-Metallic Models

PRO SERIES PUMPS

PRO 1-1/2" non-metallic diaphragm pumps are frequently used in transfer, filling, recirculation and supply in Chemical, Industrial and Water/Wastewater treatment markets. Our 1-1/2" models achieve flow rates of up to 100 GPM (378.5 LPM) and also offer a diverse selection of material and porting configurations.

Ratio:	1:1
Maximum Flow gpm (lpm):	100 (378.5)
Displacement per cycle gal (l):	.67 (2.54)
Air Inlet (Female):	1/2 - 14 NPTF - 1
Fluid Inlet/Outlet:	1-1/2" A.N.S.I./DIN Flange
Max. operating pressure psi (bar):	120 (8.3)
Suspended solids max. dia in (mm):	.25 (6.4)
Weight lbs (kg):	6661T3-X-C 62 (28.1) Note: Add 23 (10.4) for cast iron air motor section
Maximum dry suction lift ft (m):	14 (4.27)
Sound Level:	70 PSI 60 Cycles/Min 77.7 db(A)



6661T3-389-C

Ordering

Position	1	2		3	4	5		6
Example:	6661X	X	-	X	X	X	-	C

Position 1 Center Body	Position 2 Fluid Caps Manifold Material	Position 3 Seat Material	Position 4 Ball Check Material	Position 5 Diaphragm Material
T - Aluminum U - Cast Iron	3 - Polypropylene Flange (3-piece manifold) 4 - P.V.D.F. (Kynar)	2 - 316 Stainless Steel 3 - Polypropylene 4 - P.V.D.F. (Kynar) 8 - Hard 400 Stainless Steel	1 - Neoprene 2 - Nitrile 3 - Viton 4 - PTFE 8 - Polyurethane C - Hytrel E - Santoprene	1 - Neoprene 2 - Nitrile 3 - Viton 4 - PTFE / Santoprene 6 - Composite PTFE 9 - Hytrel B - Santoprene

Accessories

Air Line Connection Kit | 66084-1

(Piggyback Filter/Regulator with gauge, pipe nipple and 5-foot air hose)

Cycle Counter Kit | 66975

Service Repair Kits | 637118-C (air section)

637165-XX (fluid section)

Flange Connection Kit | 67079 Kit meets ANSI specifications.

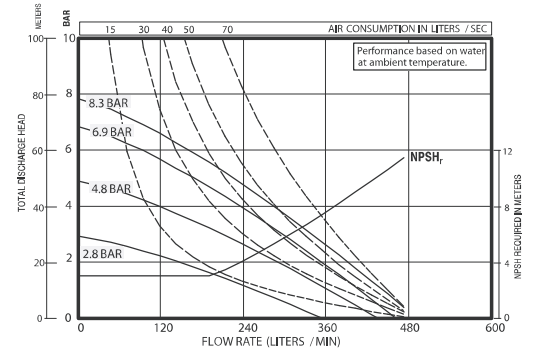
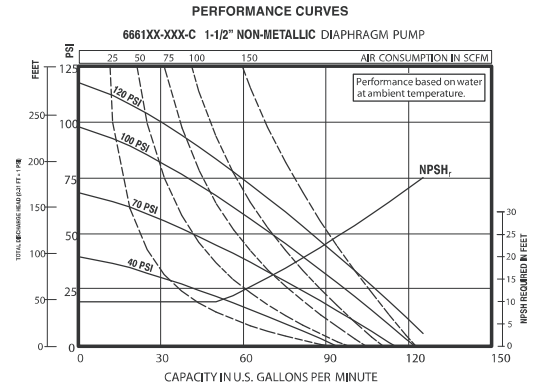
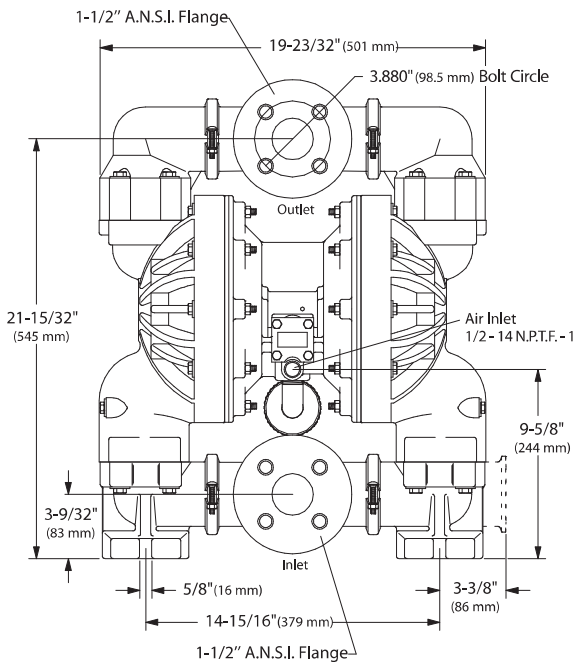
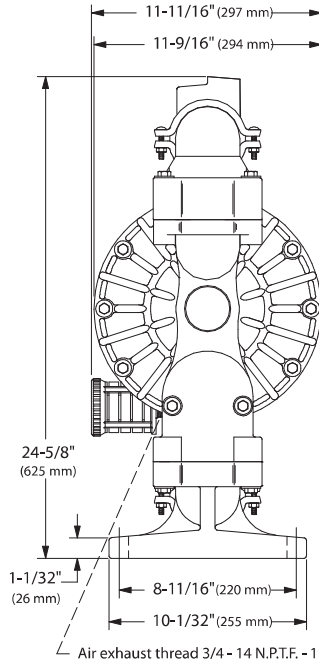
Flange constructed of glass-filled polypropylene. Bolts, washers and nuts are stainless steel. Gasket is 4401 klinger synthetic fiber nitrile binder.



Flange Connection Kit
67079

1-1/2" Non-Metallic Dimensions and Flow Charts

All dimensions are given in inches and millimeters (mm).



Refer to www.AROzone.com for full size flow curves.
For additional information contact technical support at 1.800.495.0276