

## FEATURES

- Pulsation dampener without membrane
- Available with PVC or SS or PVDF head wetted parts
- Max operating pressure 5 bar at 25°C (except SOIM1/SS)

### PULSATION DAMPENER SIZING:

To determine the suitable SOIM use the following empirical formula:

$$\text{Volume (lt)} = \frac{\text{pressure (bar)} \times \text{quantity to dose (lt)}}{500}$$

Volume (lt) from the formula must be < or = to SOIM Volume (lt) as in the tables below.

## SPECIFICATIONS

	SOIM1/V	SOIM1/D
Connections	1/2"	1/2"
Volume (lt)	0.5 lt	0.5 lt
O-Rings	FKM B	Ethylene Propylene
Head	PVC	PVC
Pressure /temp.	5 bar/25°C (3 bar/40°C)	



	SOIM1/SS
Connections	1/2"
Volume (lt)	0.5 lt
O-Rings	FKM B
Head	SS
Pressure /temp.	10 bar/130°C



	SOIM3/V	SOIM3/D	SOIM3K/V
Connections	3/8"	3/8"	3/8"
Volume (lt)	0.09 lt	0.09 lt	0.09 lt
O-Rings	FKM B	Ethylene Propylene	FKM B
Head	PVC	PVC	PVDF
Pressure /temp.	10 bar/25°C (3 bar/40°C)		



	SOIM2,5/V	SOIM2,5/D
Connections	3/4"x18	3/4"x18
Volume (lt)	2.5 lt	2.5 lt
O-Rings	FKM B	Ethylene Propylene
Head	PVC	PVC
Pressure / temp.	5 bar/25°C (3 bar/40°C)	



	SOIM5/V	SOIM5/D
Connections	1 1/4"x32	1 1/4"x32
Volume (lt)	5 lt	5 lt
O-Rings	FKM B	Ethylene Propylene
Head	PVC	PVC
Pressure / temp.	5 bar/25°C (3 bar/40°C)	



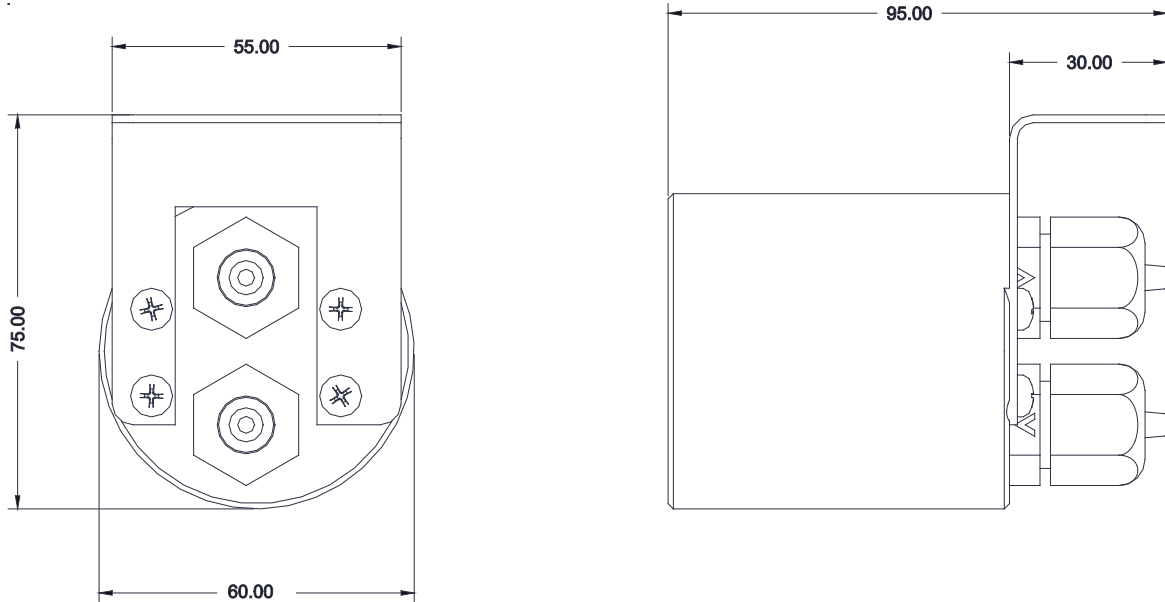
	SOIM1K/V
Connections	1/2"
Volume (lt)	0.5 lt
O-Rings	FKM B
Head	PVDF
Pressure /temp.	5 bar/25°C (3 bar/40°C)



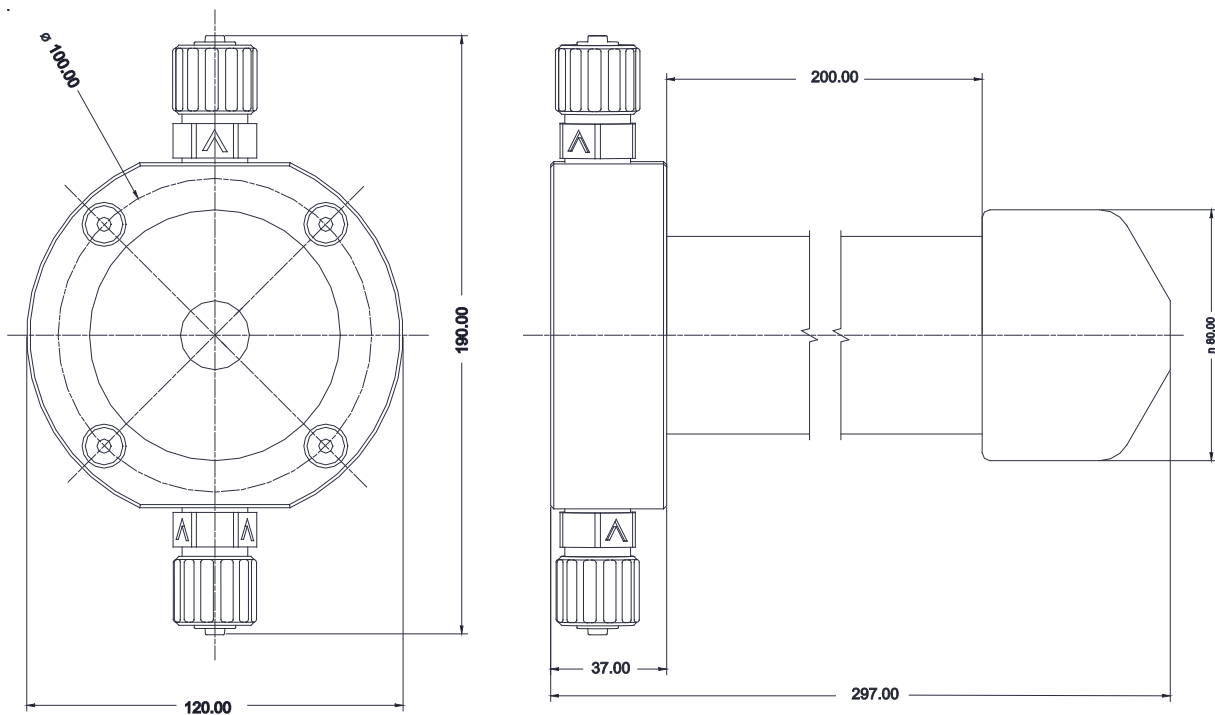
## DIMENSIONS

Expressed in mm

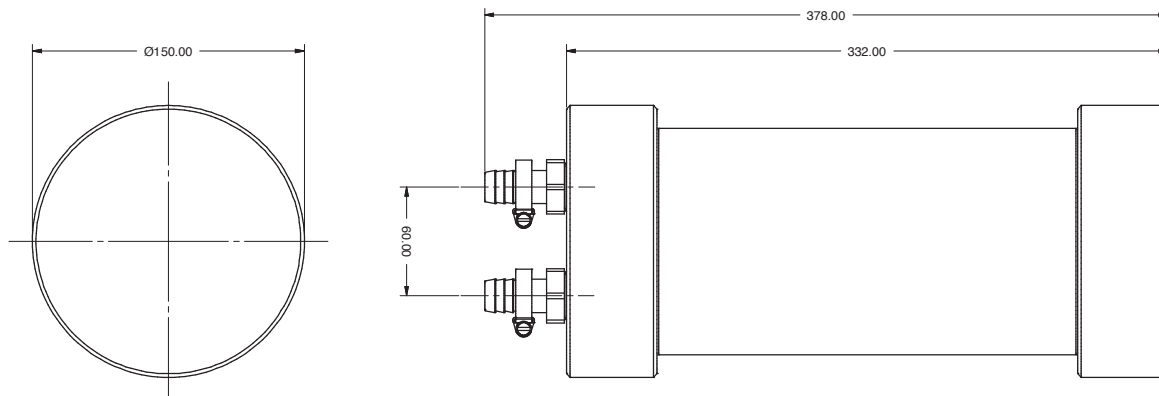
### SOIM3/V, SOIM3/D and SOIM3K/V



### SOIM1/V and SOIM1/D



### SOIM2.5/V e SOIM2.5/D



### SOIM5/V e SOIM5/D

