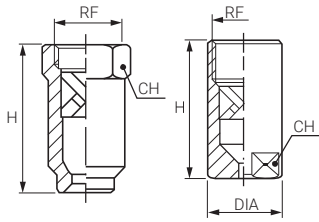


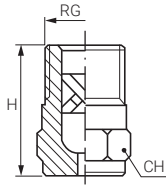
BE / BG (FULL CONE NOZZLES)



BE



BG




X-VANE / ROUND SPRAY / TWO-PIECE DESIGN

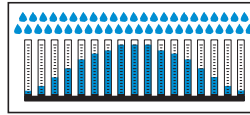
BE/BG series nozzles have a two-piece design producing a full cone round spray pattern with angles ranging between 70° and 120° and capacities from 4.8 and 1.040 l/min. Their X-vane ensures uniform spray distribution and resistance to clogging, also when working with large capacities. For this important feature these nozzles are a widely popular choice. The table on this page shows BE/BG threaded nozzles up to size 3".

THREAD SPECIFICATION

BG: Male (BSPT, NPT)
BE: Female (BSP, NPT)



Spray section



Convex distribution



STANDARD SPRAY ANGLES

TYPICAL APPLICATIONS

- Washing:*
- Food cleaning
- Parts cleaning
- Pre-treatment for coating process
- Cooling:*
- Steel cooling
- Product cooling
- Tank cooling
- Other applications:*
- Desulfuration
- Leak test

MATERIAL

- B1** AISI 303
- B31** AISI 316L
- T1** Brass, only size 1" and smaller
- E1** PTFE
- L61** Hastelloy C22

NOZZLE TYPE		CODE	RF RG	D mm	D1 mm	Capacity at different pressure values						Spray angle at pressure			
BES Female	BGQ Male					0.5	1.0	2.0	3.0	5.0	7.0	10	0.5	1.5	6.0
•	•	1480 xx	1/4"	2.3	1.6	1.96	2.77	3.92	4.80	6.20	7.33	8.76	45°	50°	46°
•	•	1740 xx		2.9	1.6	3.02	4.27	6.04	7.40	9.55	11.3	13.5	58°	67°	61°
•	•	1700 xx	3/8"	2.6	2.4	2.86	4.04	5.72	7.00	9.04	10.7	12.8	45°	50°	46°
•	•	2111 xx		3.6	2.4	4.53	6.41	9.06	11.1	14.3	17.0	20.3	64°	67°	61°
•	•	2163 xx		4.5	2.8	6.65	9.41	13.3	16.3	21.0	24.9	29.8	87°	90°	82°
•	•	2185 xx	1/2"	4.6	3.2	7.55	10.7	15.1	18.5	23.9	28.3	33.8	64°	67°	61°
•	•	2300 xx		6.3	3.6	12.3	17.3	24.5	30.0	38.7	45.8	54.8	88°	91°	83°
•	•	2220 xx	3/4"	4.9	4.4	8.98	12.7	18.0	22.0	28.4	33.6	40.2	48°	50°	46°
•	•	2350 xx		6.4	4.4	14.3	20.2	28.6	35.0	45.2	53.5	63.9	67°	70°	63°
•	•	2610 xx		9.5	5.2	24.9	35.2	49.8	61.0	78.8	93.2	111	89°	92°	84°
•	•	2370 xx	1"	6.0	5.6	15.1	21.4	30.2	37.0	47.8	56.5	67.6	48°	50°	46°
•	•	2611 xx		8.3	5.6	24.9	35.2	49.8	61.0	78.8	93.2	111	67°	68°	62°
•	•	2870 xx		11.9	5.6	35.5	50.2	71.0	87.0	112	133	159	78°	90°	94°
•	•	3104 xx		11.9	6.4	42.5	60.0	84.9	104	134	159	190	89°	92°	84°
•	•	2520 xx	1 1/4"	7.4	6.4	21.2	30.0	42.5	52.0	67.1	79.4	95	48°	50°	44°
•	•	2871 xx		9.6	6.4	35.5	50.2	71.0	87.0	112	133	159	64°	67°	58°
•	•	3105 xx		10.7	6.4	42.9	60.6	85.7	105	136	160	192	66°	70°	60°
•	•	3122 xx		12.3	6.4	49.8	70.4	99.6	122	158	186	222	77°	80°	70°
•	•	3174 xx		15.1	7.9	71.0	100	142	174	225	266	318	90°	93°	81°
•	•	2872 xx	1 1/2"	9.5	8.7	35.5	50.2	71.0	87.0	112	133	159	48°	50°	44°
•	•	3139 xx		12.7	8.7	56.8	80.3	113	139	180	212	254	72°	74°	64°
•	•	3175 xx		14.3	8.7	71.4	101	143	175	226	267	320	74°	76°	66°
•	•	3260 xx		18.3	10.3	106	150	212	260	336	397	475	91°	94°	82°
•	•	3148 xx	2"	12.7	11.1	60.4	85.5	121	148	191	226	270	49°	50°	44°
•	•	3261 xx		17.3	11.1	106	150	212	260	336	397	475	72°	74°	64°
•	•	3305 xx		19.2	11.1	125	176	249	305	394	466	557	75°	77°	68°
•	•	3350 xx		21.0	11.1	143	202	286	350	452	535	639	78°	80°	70°
•	•	3435 xx		23.8	14.3	178	251	355	435	562	665	794	83°	85°	75°
•	•	3520 xx		28.6	14.3	212	300	425	520	671	794	949	98°	100°	86°
•	•	3215 xx	2 1/2"	15.1	14.3	87.8	124	176	215	278	328	393	49°	50°	44°
•	•	3436 xx		22.2	14.3	178	251	355	435	562	665	794	72°	74°	64°
•	•	3521 xx		24.6	14.3	212	300	425	520	671	794	949	76°	78°	68°
•	•	3610 xx		28.6	14.3	249	352	498	610	788	932	1114	79°	82°	72°
•	•	3700 xx		28.6	17.5	286	404	572	700	904	1069	1278	86°	88°	77°
•	•	3780 xx		31.8	17.5	318	450	637	780	1007	1192	1424	95°	97°	84°
•	•	3365 xx	3"	19.1	17.5	149	211	298	365	471	558	666	49°	50°	44°
•	•	3701 xx		27.8	17.5	286	404	572	700	904	1069	1278	81°	84°	73°
•	•	3781 xx		30.2	17.5	318	450	637	780	1007	1192	1424	86°	89°	77°
•	•	3870 xx		32.5	17.5	355	502	710	870	1123	1329	1588	92°	95°	83°
•	•	4104 xx		34.9	20.6	425	600	849	1040	1343	1589	1899	102°	105°	89°

DIMENSIONS

BG Male	Dim.	inch	1/4"	3/8"	1/2"	3/4"	1"	1 1/4"	1 1/2"	2"	2 1/2"	3"
	H	mm	22.0	25.0	33.0	40.0	51.5					
CH	mm	14.0	17.0	22.0	22.0	27.0						
BE Female	H	mm				55.5	68.0	90.0	105	140	180	192
	DIA	mm				32.0	38.0					
	CH	mm				27.0	32.0	48.0	52.0	67.0	85.0	100

(FULL CONE NOZZLES) **BE / BG**

WIDE SPRAY ANGLES

NOZZLE TYPE		CODE	RF RG	D	D1	Capacity at different pressure values (l/min) (bar)							Spray angle at pressure (°) (bar)		
BEW Female	BGW Male					0.5	1.0	2.0	3.0	5.0	7.0	10	0.3	0.7	6.0
•	•	2100 xx	1/4"	3.3	1.6	4.08	5.77	8.16	10.0	12.9	15.3	18.3	114°	120°	103°
•	•	2122 xx	3/8"	3.6	2.4	4.98	7.04	9.96	12.2	15.8	18.6	22.3	114°	120°	103°
•	•	2144 xx		4.0	2.4	5.88	8.31	11.8	14.4	18.6	22.0	26.3	114°	120°	104°
•	•	2172 xx		5.1	2.4	7.02	9.93	14.0	17.2	22.2	26.3	31.4	114°	120°	104°
•	•	2194 xx		5.2	2.8	7.92	11.2	15.8	19.4	25.0	29.6	35.4	114°	120°	106°
•	•	2220 xx	1/2"	5.0	3.0	8.98	12.7	18.0	22.0	28.4	33.6	40.2	114°	120°	108°
•	•	2250 xx		5.4	3.0	10.2	14.4	20.4	25.0	32.3	38.2	45.6	114°	120°	108°
•	•	2290 xx		6.4	3.0	11.8	16.7	23.7	29.0	37.4	44.3	52.9	114°	120°	108°
•	•	2320 xx		6.9	3.0	13.1	18.5	26.1	32.0	41.3	48.9	58.4	114°	120°	110°
•	•	2360 xx		7.6	3.0	14.7	20.8	29.4	36.0	46.5	55.0	65.7	114°	120°	112°
•	•	2500 xx	3/4"	8.7	4.5	20.4	28.9	40.8	50.0	64.5	76.4	91.3	115°	120°	112°
•	•	2920 xx	1"	11.5	5.6	37.6	53.1	75.1	92.0	119	141	168	117°	120°	117°
•	•	3134 xx	1 1/4"	14.0	6.0	54.7	77.4	109	134	173	205	245	118°	121°	119°
•	•	3200 xx	1 1/2"	16.5	9.0	81.6	115	163	200	258	306	365	119°	124°	119°
•	•	3395 xx	2"	24.0	11.1	161	228	323	395	510	603	721	120°	124°	119°
•	•	3590 xx	2 1/2"	26.0	14.3	241	341	482	590	762	901	1077	120°	125°	119°
•	•	3800 xx	3"	32.0	17.5	327	462	653	800	1033	1222	1461	120°	125°	119°

X-VANE / LARGE CAPACITIES

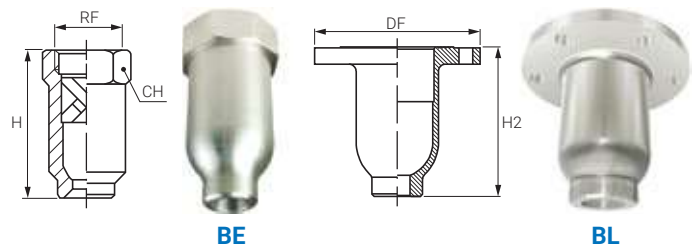
BE/BL series large capacity nozzles feature a full cone spray pattern with uniform distribution over a round impact area, ranging between 90° and 120° and for applications where a very large capacity is required. The bodies are machined from a casting, and can be finished either with a female thread connection (BE type) or with an integral ANSI flange (BL type).

THREAD SPECIFICATION : BSP, NPT

FLANGE SPECIFICATION : DIN Standard, JIS Standard (optional)

TYPICAL APPLICATIONS : desulfuration, coke quenching

(FULL CONE NOZZLES) **BE / BL**



LARGE CAPACITY

NOZZLE TYPE	CODE	RF RG	D	D1	Capacity at different pressure values (l/min) (bar)							Spray angle at pressure (°) (bar)			Dimensions mm		
					0.7	1.0	2.0	3.0	5.0	7.0	10	0.5	1.5	6.0	H	H2	WS
90°	• • 4139 xx	4"	43	19	671	803	1135	1390	1794	2123	2538	87°	90°	70°	251	207	130
	• • 4157 xx		47	22	758	906	1282	1570	2027	2398	2866	92°	95°	83°			
	• • 4174 xx		51	25	840	1005	1421	1740	2246	2658	3177	97°	100°	87°			
	• • 4183 xx		54	25	884	1057	1494	1830	2363	2795	3341	102°	105°	91°			
	• • 4218 xx	5"	48	29	1053	1259	1780	2180	2814	3330	3980	89°	91°	80°	311	269	170
	• • 4244 xx		53	29	1179	1409	1992	2440	3150	3727	4455	93°	96°	84°			
	• • 4279 xx		68	35	1348	1611	2278	2790	3602	4262	5094	97°	100°	87°			
	• • 4287 xx		73	35	1386	1657	2343	2870	3705	4384	5240	102°	105°	91°			
	• • 4305 xx	6"	61	41	1473	1761	2490	3050	3938	4659	5569	87°	90°	78°	366	321	200
	• • 4348 xx		70	41	1681	2009	2841	3480	4493	5316	6354	92°	95°	83°			
	• • 4392 xx		77	44	1894	2263	3201	3920	5061	5988	7157	97°	100°	87°			
	• • 4418 xx		82	44	2019	2413	3413	4180	5396	6385	7632	102°	105°	91°			
	• • 4435 xx	8"	70	48	2101	2511	3552	4350	5616	6645	7942	78°	80°	70°	470	423	240
	• • 4520 xx		80	47	2512	3002	4246	5200	6713	7943	9494	86°	88°	77°			
	• • 4610 xx		91	47	2947	3522	4981	6100	7875	9318	11137	92°	95°	83°			
	• • 4694 xx		102	57	3352	4007	5666	6940	8960	10601	12671	102°	105°	91°			
	• • 4785 xx		124	57	3792	4532	6409	7850	10134	11991	14332	106°	110°	96°			
	• • 4695 xx	10"	102	57	3357	4013	5675	6950	8972	10616	12689	78°	80°	70°		527	
• • 4870 xx		102	64	4202	5023	7104	8700	11232	13289	15884	86°	89°	77°				
• • 5104 xx		122	67	5024	6004	8492	10400	13426	15886	18988	97°	100°	87°				
• • 5113 xx		135	67	5458	6524	9226	11300	14588	17261	20631	103°	106°	92°				

NOZZLE TYPE	CODE	RF RG	D	D1	Capacity (l/min) at different pressure values (bar)				Dimensions (mm)				
					0.7	1.0	2.0	3.0	5.0	7.0	10	H	WS
120°	• 4158 xx	4"	47	22	758	906	1282	1570	2027	2398	2538	251	130

HOW TO MAKE UP THE NOZZLE CODE

Ex.: BEU 4139 B31

