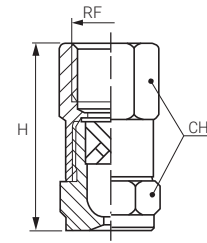


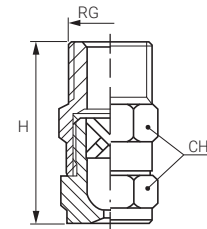
(FULL CONE NOZZLES / CLEANABLE) BA / BC

X-VANE / ROUND SPRAY / THREE PIECES DESIGN / EASY CLEAN

BA/BC series full cone nozzles have a three-piece design made of body, X-vane and nipple. Their X-vane design combines resistance to clogging with the convenience of an easy and fast inside cleaning as they can be easily disassembled for maintenance. When these nozzles are mounted to spray upwards, the design of the nipple avoids losing the vane. BA/BC nozzles are available with a female (BA) or male (BC) inlet thread nipple. See dimensions and weight at the bottom of the page.




BA



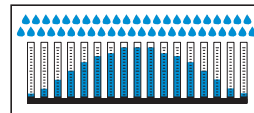
BC



THREAD SPECIFICATION:
BC: Male (BSPT, NPT)
BA: Female (BSP, NPT)



Spray section



Convex distribution

BAQ Female	BCQ Male	CODE	RF RG inch	D mm	D1 mm	Capacity at different pressure values (l/min) (bar)						Spray angle at pressure (°) (bar)			
						0.7	1.0	2.0	3.0	5.0	7.0	10	0.5	1.5	6.0
•	•	0740	1/8"	1.0	0.5	0.36	0.43	0.60	0.74	0.96	1.13	1.35	--	58°	53°
•	•	1110		1.2	0.5	0.53	0.64	0.90	1.10	1.42	1.68	2.01	52°	65°	59°
•	•	1150		1.4	1.0	0.72	0.87	1.22	1.50	1.94	2.29	2.74	43°	50°	46°
•	•	1220		1.6	1.0	1.06	1.27	1.80	2.20	2.84	3.36	4.02	52°	65°	59°
•	•	1260		1.6	1.3	1.26	1.50	2.12	2.60	3.36	3.97	4.75	43°	50°	46°
•	•	1370		2.0	1.3	1.79	2.14	3.02	3.70	4.78	5.65	6.76	52°	65°	59°
•	•	1480	1/4"	2.4	1.7	2.32	2.77	3.92	4.80	6.20	7.33	8.76	45°	50°	46°
•	•	1740		2.9	1.7	3.57	4.27	6.04	7.40	9.55	11.3	13.5	58°	67°	61°
•	•	1930		3.2	1.7	4.49	5.37	7.59	9.30	12.0	14.2	17.0	69°	74°	68°
•	•	1700	3/8"	3.0	2.0	3.38	4.04	5.72	7.00	9.04	10.7	12.8	45°	50°	46°
•	•	2111		3.4	2.4	5.36	6.41	9.06	11.1	14.3	17.0	20.3	64°	67°	61°
•	•	2163		4.5	2.4	7.87	9.41	13.3	16.3	21.0	24.9	29.8	87°	90°	82°
•	•	2118	1/2"	3.4	3.0	5.70	6.81	9.63	11.8	15.2	18.0	21.5	48°	50°	46°
•	•	2185		4.4	3.0	8.94	10.7	15.1	18.5	23.9	28.3	33.8	64°	67°	61°
•	•	2240		5.0	3.0	11.6	13.9	19.6	24.0	31.0	36.7	43.8	72°	75°	68°
•	•	2300		5.6	3.0	14.5	17.3	24.5	30.0	38.7	45.8	54.8	88°	91°	83°

BAW	BCW	CODE	RF/RG	D	D1	0.7	1.0	2.0	3.0	5.0	7.0	10	0.3	0.7	6.0
•	•	1200	1/8"	1.5	1.0	0.97	1.15	1.63	2.00	2.58	3.06	3.65	--	120°	102°
•	•	1310		1.8	1.0	1.50	1.79	2.53	3.10	4.00	4.74	5.66	--	120°	102°
•	•	1400		2.3	1.0	1.93	2.31	3.27	4.00	5.16	6.11	7.30	--	120°	102°
•	•	1570		2.5	1.1	2.75	3.29	4.65	5.70	7.36	8.71	10.4	--	120°	103°
•	•	1720	1/4"	3.3	1.7	3.48	4.16	5.88	7.20	9.30	11.0	13.1	112°	120°	103°
•	•	1860		3.4	1.3	4.15	4.97	7.02	8.60	11.1	13.1	15.7	114°	120°	103°
•	•	2100		3.6	1.6	4.83	5.77	8.16	10.0	12.9	15.3	18.3	114°	120°	103°
•	•	2122	3/8"	3.9	1.6	5.89	7.04	9.96	12.2	15.8	18.6	22.3	114°	120°	103°
•	•	2144		4.3	2.4	6.96	8.31	11.8	14.4	18.6	22.0	26.3	114°	120°	104°
•	•	2172		4.9	2.4	8.31	9.93	14.0	17.2	22.2	26.3	31.4	114°	120°	104°
•	•	2194		5.3	2.5	9.37	11.2	15.8	19.4	25.0	29.6	35.4	114°	120°	106°
•	•	2220	1/2"	5.0	3.0	10.6	12.7	18.0	22.0	28.4	33.6	40.2	114°	120°	108°
•	•	2250		5.3	3.0	12.1	14.4	20.4	25.0	32.3	38.2	45.6	114°	120°	108°
•	•	2290		5.6	3.0	14.0	16.7	23.7	29.0	37.4	44.3	52.9	114°	120°	108°
•	•	2320		6.7	3.5	15.5	18.5	26.1	32.0	41.3	48.9	58.4	114°	120°	110°
•	•	2360		7.6	4.0	17.4	20.8	29.4	36.0	46.5	55.0	65.7	114°	120°	112°

NOZZLE TYPE	RF inch	H mm	WS mm	W kg
BA Female	1/8"	30	14	0.03
	1/4"	37	17	0.04
	3/8"	46	19	0.07
	1/2"	57	25	0.20

NOZZLE TYPE	RG inch	H mm	WS mm	W kg
BC Male	1/8"	32	14	0.02
	1/4"	39	17	0.04
	3/8"	47	19	0.07
	1/2"	57	25	0.20

DIMENSIONS & WEIGHTS

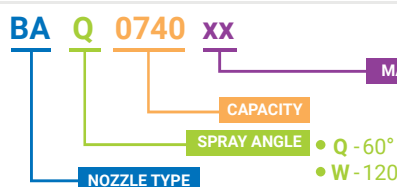
STANDARD SPRAY

WIDE SPRAY

TYPICAL APPLICATIONS

- Washing:** Exhaust scrubbers, Parts cleaning, Pre-treatment for coating process
- Cooling:** Exhaust cooling, Tank cooling
- Dust control:** Remove dust flying in a mining and coal plants.
- Other applications:** Spray of chemicals, Fire engineering

HOW TO MAKE UP THE NOZZLE CODE
 Ex.: BAQ 0740 B1



- **B1** - AISI 303 Stainless steel
- **B31** - AISI 316L Stainless steel
- **T1** - Brass
- **E1** - PTFE
- **L61** - Hastelloy C22