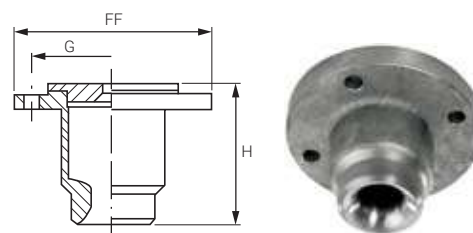


(FULL CONE NOZZLES / FLANGE) **AE**

SLOTTED VANE


AE type nozzles are designed to deliver large and very large capacity values from 384 l/min to 3842 l/min at 0.5 bar. The carefully designed slotted vane offers uniform spray distribution and perfect performance even with very low inlet pressure values. Compared to other large nozzles, the upper flange reduces the length of nozzles and offers fast and safe ways to install.



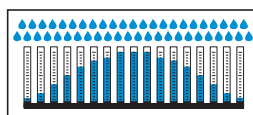
FLANGE SPECIFICATION
UNI / DIN / ASA Standard
JIS Standard (optional)

TYPICAL APPLICATIONS

- Cooling: Coke quench tower scrubber system
Exhaust gas cooling
- Cleaning: High-temperature cooling
Desulfuration
Exhaust scrubbers



Spray section



Convex distribution

90°	CODE	DN mm	D mm	D1 mm	Capacity at different pressure values (l/min) (bar)								FF mm	G mm	H mm
					0.25	0.35	0.5	0.7	1.0	2.0	3.0	5.0			
90°	AEU 3940 xx	80	37.0	12.0	271	321	384	454	543	768	940	1214	200	160	140
	AEU 4118 xx		39.0	14.0	341	403	482	570	681	963	1180	1523			
	AEU 4147 xx	100	43.0	13.0	424	502	600	710	849	1200	1470	1898	220	180	156
	AEU 4188 xx	125	53.0	16.0	543	642	768	908	1085	1535	1880	2427	250	210	177
	AEU 4235 xx		56.0	16.0	678	803	959	1135	1357	1919	2350	3034			
	AEU 4294 xx	150	59.0	21.0	849	1004	1200	1420	1697	2400	2940	3796	285	240	188
	AEU 4370 xx		66.0	24.0	1068	1264	1511	1787	2136	3021	3700	4777			
	AEU 4470 xx	200	72.0	28.0	1357	1605	1919	2270	2714	3838	4700	6068	340	295	250
	AEU 4588 xx		81.0	32.0	1697	2008	2400	2840	3395	4801	5880	7591			
	AEU 4741 xx	250	88.0	39.0	2139	2531	3025	3579	4278	6050	7410	9566	395	350	291
	AEU 4941 xx		99.0	37.0	2716	3214	3842	4545	5433	7683	9410	12148			
120°	AEW 3940 xx	80	36.0	15.0	271	321	384	454	543	768	940	1214	200	160	140
	AEW 4118 xx		40.5	14.5	341	403	482	570	681	963	1180	1523			
	AEW 4147 xx	100	43.0	18.5	424	502	600	710	849	1200	1470	1898	220	180	156
	AEW 4188 xx	125	53.0	22.0	543	642	768	908	1085	1535	1880	2427	250	210	177
	AEW 4235 xx		55.0	24.0	678	803	959	1135	1357	1919	2350	3034			
	AEW 4294 xx	150	59.0	28.0	849	1004	1200	1420	1697	2400	2940	3796	285	240	188
	AEW 4370 xx		66.0	32.0	1068	1264	1511	1787	2136	3021	3700	4777			
	AEW 4470 xx	200	75.0	35.0	1357	1605	1919	2270	2714	3838	4700	6068	340	295	250
	AEW 4588 xx		81.0	40.0	1697	2008	2400	2840	3395	4801	5880	7591			
	AEW 4741 xx	250	86.0	37.0	2139	2531	3025	3579	4278	6050	7410	9566	395	350	291
	AEW 4941 xx		96.0	42.0	2716	3214	3842	4545	5433	7683	9410	12148			

HOW TO MAKE UP THE NOZZLE CODE

Ex.: AEU 3940 A1

