

VLX versatile

STAINLESS STEEL AISI 304 / ACCIAIO INOX AISI 304

ø 410 mm
drum/tamburo

optional [page 88-93](#)

INLET HOSE



ALXSG20R



VCAR



no Atex

P12A70/80/95



II 2G/D
optional

ordering the "ATEX" version indicating the hose reel code preceded by "EX"
ordinare la versione "ATEX" indicando il codice dell'avvolgitubo preceduto da "EX"



4R - Optional 4-roller hose guide.
Ordering the version indicating the hose reel code followed by "4R"
4R - Guida tubo a 4 rulli opzionale.
ordinare la versione indicando il codice dell'avvolgitubo seguito da "4R"

EN Automatic hose reels particularly suitable for surface washing operations with water and detergent. Available versions with hose manufactured with compliant materials for water passage in contact with food. Not suitable for conveying foodstuffs. Hose-guide arms adjustable in three different positions according to the hose reel installation (pos. A-B-C). Optional: connection hose, lateral protective covers (not available for mod. Atex), revolving stand, 4-roller hose guide.

FR Enrouleurs automatiques particulièrement adaptés pour le lavage de surfaces à l'eau et détergents. Versions disponibles équipés de tuyau fabriqué avec des matériaux conformes pour le passage de l'eau pour le contact alimentaire. Ne convient pas au transfert de produits alimentaires. Bras guide-tuyau orientables en 3 positions différentes pour permettre l'installation souhaitée (pos. A-B-C). En option: tuyau de connexion, couvercles latéraux de protection (pas disponibles pour mod. Atex), support pivotant, guide tuyau 4 rouleaux.

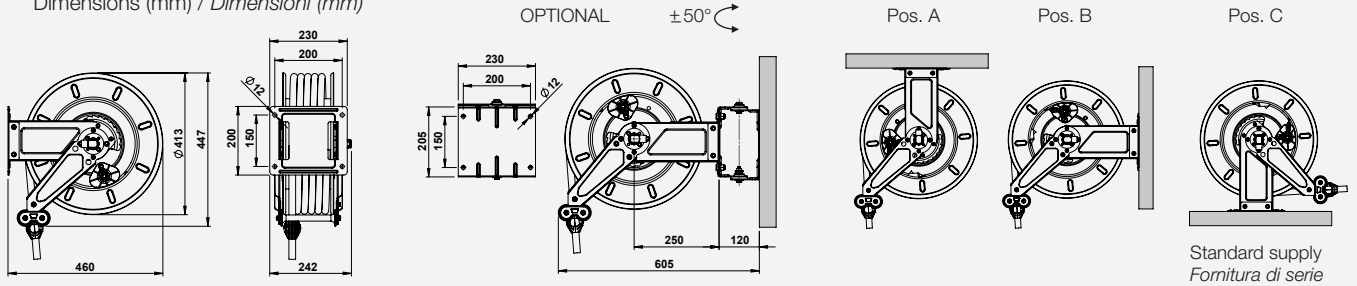
DE Schlauchaufroller besonders geeignet für die Reinigung von Oberflächen mit Wasser und Reinigungsmitteln. Verfügbare Versionen mit Schlauch aus konformen Materialien für den Wasserdurchgang in Kontakt mit Lebensmitteln. Nicht zur Förderung von Lebensmitteln geeignet. Schwenkbare Arme für 3 versch. Positionen (s.Abb. A-B-C). Optional: Verbindungsschlauch, seitliche Schutzverkleidungen, Schwenkconsole (nicht verfügbar für mod. Atex), Schlauchführung mit 4 Rollen.

ES Enrolladores automáticos ideados especialmente para operaciones de lavado de superficies con agua y detergentes. Versiones disponibles con manguera fabricada con materiales conformes para el paso de agua en contacto con alimentos.


No apto para el transporte de alimentos. Brazos guía manguera fijables en tres diversas posiciones para permitir la instalación deseada (pos. A-B-C). Opcional: manguera de conexión, tapas laterales de protección (no disponibles para mod. Atex), soporte giratorio, guía manguera de 4 rodillos.

IT Avvolgitubo automatici particolarmente adatti per operazioni di lavaggio di superfici con acqua e detersivi. Disponibili versioni con tubo fabbricato con materiali conformi per passaggio di acqua per contatto con alimenti. Non idonei per veicolare alimenti. Bracci guidatubo orientabili in tre diverse posizioni per consentire l'installazione desiderata (pos. A-B-C). Optional: tubo di collegamento, carter laterali di protezione (non disponibili per mod. Atex), supporto girevole, guidatubo a 4 rulli.

Dimensions (mm) / Dimensioni (mm)






Hose reels model VLX without hose / Avvolgitubo modello VLX senza tubo

Fluid Fluido	Max. pressure Pressione max.	Code Codice	Inlet (Bsp) Entrata (Gas)	Outlet (Bsp) Uscita (Gas)	◇ Capacity ◇ Capacità	Weight (kg)	ATEX  (optional)
Air/Aria Water/Acqua 100°C Oil/Olio	60 bar/870 psi	VLX601220ST	1/2" M	1/2" M	(1/2") 20 m/65 ft (5/8") 15 m/50 ft	19	•
Water/Acqua 150°C	400 bar/5800 psi	VLX4H3820ST	3/8" F	3/8" M	20 m/65 ft	19	•
		VLX4H1220ST	1/2" M	1/2" M	(1/2"-1SC) 20 m/65 ft (1/2"-2SC) 15 m/50 ft	19	•

◇ Variable indicative values according to the type of hose / Valori indicativi variabili in base alla tipologia di tubo

Hose reels model VLX with hose / Avvolgitubo modello VLX completi di tubo

Fluid Fluido	Pressure - Hose Pressione - Tubo	Code Codice	Inlet (Bsp) Entrata (Gas)	Outlet (Bsp) Uscita (Gas)	Hose diam. Tubo diam.	Hose length Lungh. Tubo	Weight (kg) Peso (kg)	Inlet hose Tubo entrata	ATEX  (optional)
Air/Aria Water Acqua 70°C	10 bar/145 psi (70°C) 20 bar/290 psi (25°C) Blue Thermoplastic	VLX101320K	1/2" M	1/2" M	13 x 20	20 m/65 ft	24	TC13005K	
		VLX101615K	1/2" M	1/2" M	16 x 23	15 m/50 ft	24	TC16005K	
Water Acqua 90°C	40 bar/580 psi (70°C) 60 bar/870 psi (25°C) Blue Rubber/Gomma	VLX401320KH	1/2" M	1/2" M	13 x 20	20 m/65 ft	25	TC1301KH	
		VLX101320KR	1/2" M	1/2" M	13 x 21	20 m/65 ft	24	TC1301KR	
Water Acqua 150°C	250 bar/3625 psi 1SC Hydro blue	VLX2H3820	3/8" F	3/8" M	3/8"	20 m/65 ft	27	TC38005H	
	400 bar/5800 psi 2SC Hydro blue	VLX4H3820	3/8" F	3/8" M	3/8"	20 m/65 ft	27	TC38005H	•
		VLX4H5120	3/8" F	3/8" M	5/16"	20 m/65 ft	26	TC38005H	
		*VLX4H3820X	3/8" F	3/8" F	3/8"	20 m/65 ft	27	T3801HX	

* Hose with stainless steel fittings / Tubo con raccordi in acciaio inox