

Valvola di regolazione proporzionale elettrica

- Regola il flusso nei gruppi di distribuzione che effettuano trattamenti proporzionali ai giri motore (DPM)
- Struttura in Nylon rinforzato con fibra di vetro
- Particolari interni in Delrin® e acciaio Inox AISI 303
- Guarnizioni in Viton®
- Fusibile interno resettabile (togliendo l'alimentazione per 20 secondi)

Electric proportional control valve

- Adjusts the flow in the control units in which treatments vary in proportion with engine rpm (DPM)
- Fibreglass-reinforced Nylon body
- Internal parts in Delrin® and AISI 303 stainless steel
- Gaskets made of Viton®
- Internal resettable fuse (disconnecting power for 20 seconds)

Válvula de regulación proporcional eléctrica

- Regula el flujo en los grupos de distribución que efectúan tratamientos proporcionales a las revoluciones del motor (DPM)
- Estructura de Nylon reforzado con fibra de vidrio
- Piezas interiores de Delrin® y acero Inox AISI 303
- Juntas de Viton®
- Fusible interior rearmable (parando l'alimentacion para 20 sec.)

Valvola di regolazione proporzionale elettrica

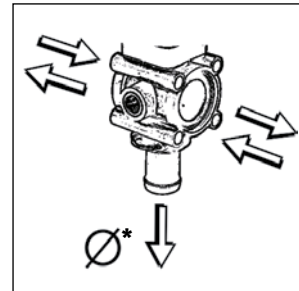
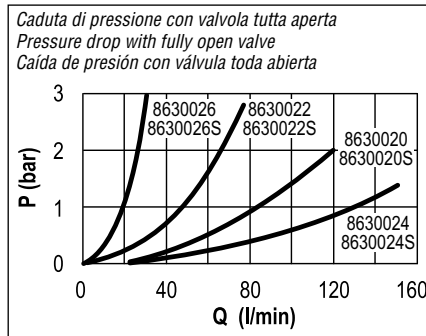
Electric proportional control valve

Válvula de regulación proporcional eléctrica



COD. CODE CÓD.	Pressure		ON-OFF	Voltage Current	Flow		Ø*	
	bar	PSI			lit/1'	US GPM	mm	inches
863 0026	40	580	14 sec.	12 Vdc 0.5 A	25	6	13	1/2"
863 0022					60	16	13	1/2"
863 0020					100	26	19	3/4"
863 0024					150	40	25	1"

COD. CODE CÓD.	Pressure		ON-OFF	Voltage Current	Flow		Ø*	
	bar	PSI			lit/1'	US GPM	mm	inches
863 0026S	40	580	7 sec.	12 Vdc 0.5 A	25	6	13	1/2"
863 0022S					60	16	13	1/2"
863 0020S					100	26	19	3/4"
863 0024S					150	40	25	1"



Valvola specifica per l'utilizzo con i computer BRAVO e DELTA: nuovo sistema di azionamento a diametro maggiorato, con trattamento antiusura per garantire una lunga durata.

Specific valve for use with BRAVO and DELTA computers: new larger-diameter drive system, with wear-proof coating for a longer life.

Válvula específica para el uso con los ordenadores BRAVO y DELTA: nuevo sistema de accionamiento de mayor diámetro, con tratamiento anti desgaste para garantizar una prolongada durabilidad.



	A	B	C
mm	62	217	111
inches	2.5"	8.5"	4.5"

Flange di accoppiamento e accessori per valvole modulari, pag.128

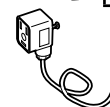
Adapters and accessories for modular valves, page 128

Bridas de acoplamiento y accesorios para válvulas modulares, pág. 128

Cavi e spine DIN a 3 fili
3-wires DIN cables and plugs
Cables y tomas DIN a 3 hilos

COD. / CODE / CÓD.
ECS0033

COD. / CODE / CÓD.
8650900.140 (1.3 m)



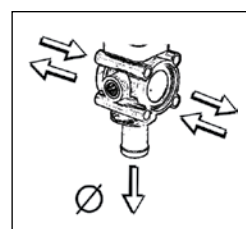
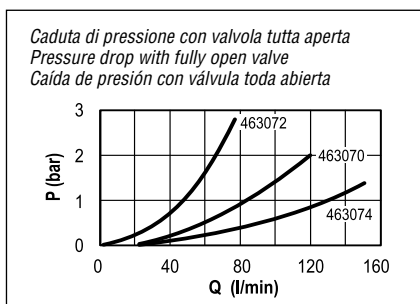
Valvola di regolazione proporzionale manuale

Manual proportional control valve

Válvula de regulación proporcional manual



COD. CODE CÓD.	Pressure		Flow		Ø	
	bar	PSI	lit/1'	US GPM	mm	inches
463 072	40	580	60	16	13	1/2"
463 070			100	26	19	3/4"
463 074			150	40	25	1"



	A	B	C
mm	62	206	63
inches	2.5"	8"	2.5"