P0202

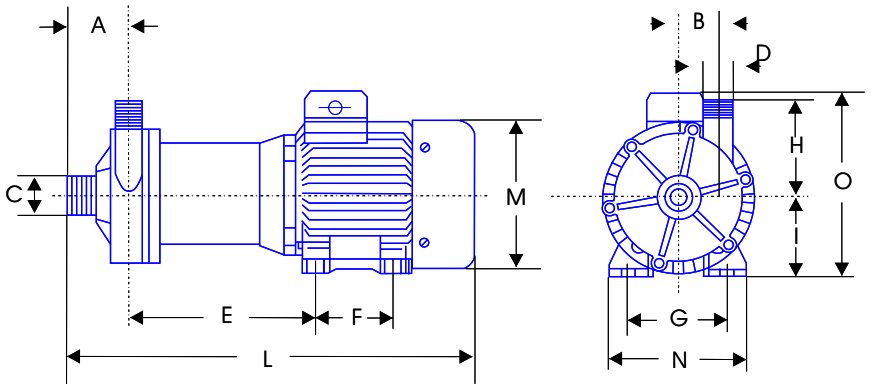

	Dimensioni/*Dimensions*													Motore/*Motor*				Peso/*Weight*
	A	**B**	**C**	**D**	**E**	**F**	**G**	**H**	**I**	**L**	**M**	**N**	**O**	**MEC**	**Flangiato/ Bracket**	**KW**	**PHASES**	**KG**
P0202	66	38,5	1"½	1"½	142	90	112	99,5	71	*380	*137	*144	*185	71	B3-B14	0,55	1 - 3	**7,850

* Varia in rapporto al motore montato — ** It changes according to the assembled motor*
** Varia in rapporto ai materiali e al motore montato — *** It changes according to the materials and to the assembled motor*

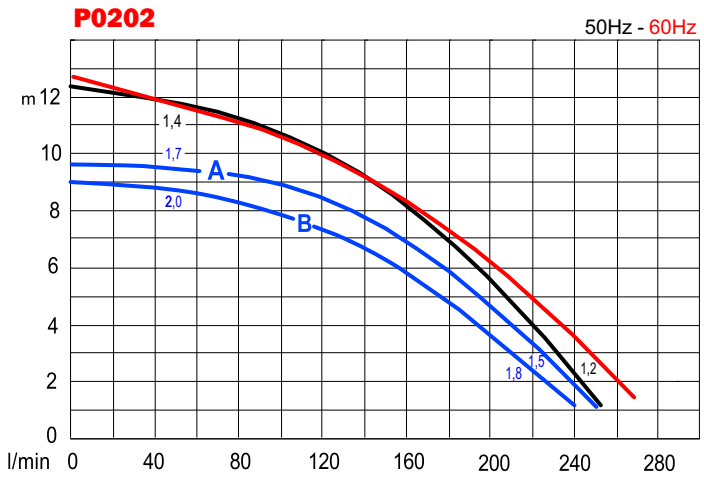

Riferimenti per le curve: acqua a temperatura ambiente / *Curve references: water at room temperature*
Curva A e B per pesi specifici diversi (50 Hz) / *Curve A and B for different specific gravities (50 Hz)*

PLASTOMEC S.r.l. - Via F. Turati, 75 - 40014 CREVALCORE (BO) - ITALY
Tel. +39.051.981410 - Fax +39.051.981387
www.plastomec.com

P0202

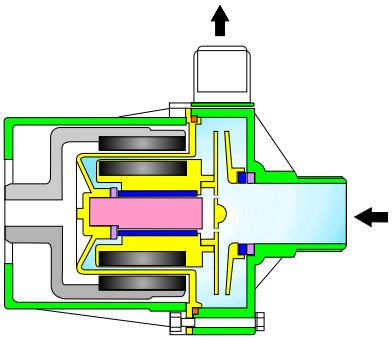

Materiali a contatto con il liquido / *Materials coming into contact with liquid:*

- PP (polipropilene F.V./*polypropylene*) o/*or* PVDF (polifluoruro di vinilidene/ *polyvinylidene fluoride*)
- Ceramica allumina Al_2O_3 99,7% / *Alumel ceramic* Al_2O_3 99,7%
- Rulon® o/*or* PTFE C. (Altri materiali disponibili su richiesta / *Other materials upon request)*
- EPDM o/*or* FP

L'OR in EPDM è standard nella versione in PP. *The O-Ring in EPDM is standard for the PP version.*
L'OR in FP è standard nella versione in PVDF. *The O-Ring in FP is standard for the PVDF version.*

Temperature di utilizzo (valori testati con acqua)/
Operation temperatures (test carried out with water) :

PP	0°C - 80°C
PVDF	0°C - 90°C

-La pompa non può funzionare a secco/ *Do not allow the pump to run dry.*
-Liquidi sporchi possono ridurne la durata/ *Dirty liquids may reduce the working life of the pump*
-Si consiglia di installare la pompa in posizione orizzontale, sotto-battente e con uscita verso l'alto / *It is raccomended to install the pump in horizontal position, under head and with outlet upwards*

Le pompe con boccole in CARBONE HD possono accidentalmente girare a secco senza danneggiarsi.
The pumps supplied with CARBON H.D. bushings can accidentally run dry without suffering damage.

ACCESSORI DISPONIBILI
AVAILABLE ACCESSORIES

Flangiati
Flange connections

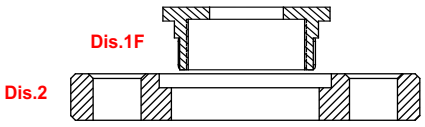

Codice / Code N°	ISO-DIN	Aspir./E Inlet	Mand./U Outlet	Dis.1F + Dis.2 Materiale Material	Dis.1F + Dis.2 Materiale Material
4	DN 40	1" ½	1" ½	PP o PVDF	PP

Supporto motore
Motor bearing

MOTORE MEC 71 Misura MEC B3: 112x90
MOTOR MEC 71 *Size MEC B3: 112x90*

TIPO 3
Type 3

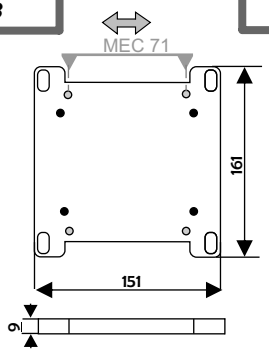

TIPO 2
Type 2

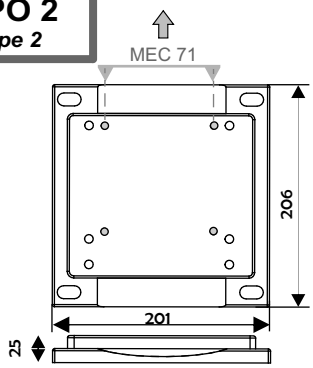

Per informazioni tecniche più dettagliate rivolgersi a PLASTOMEC srl / *For any other technical specifications contact PLASTOMEC srl*

I dati nel catalogo possono essere variati senza preavviso/
We reserve the right to modify all the specifications written on this catalogue without any notice

PLASTOMEC S.r.l. - Via F. Turati, 75 - 40014 CREVALCORE (BO) - ITALY
Tel. +39.051.981410 - Fax +39.051.981387
www.plastomec.com